

Web based Online MCQ Examination System

Submitted By

Oahidujjaman
ID: 2014-1-96-007

Supervised By

Md. Shamsujjoha
Senior Lecturer

Department of Computer Science and Engineering
East West University



The Project has been submitted in Partial Fulfillment of the Requirements for the Degree of Master of Science in Computer Science and Engineering at East West University.

10th August, 2016

Abstract

Communication system is very important in all sectors. The internet has revolutionized the computer and communications world like nothing before and invented so many things through the internet. The communication of the different location or long distance is now completed in a few seconds. The traditional examination system is a time consuming to prepare the places, invigilators, exam papers etc. After taking the examination to check the script manually is a lengthy process and time consuming also. To take the exam and training of the existing employee in different locations and reduces the manual efforts is the main objective of the project. The Online Examination System (OES) is a web based examination system, which is used to take written examination of their employees. It has monitoring online based and the employees can get a chance to take exam in the different location.

Declaration

I hereby, declare that all the work presented in this project is the outcome of the investigation and research performed by me under the supervision of Md. Shamsujjoha, Senior Lecturer, Department of Computer Science and Engineering, East West University, Dhaka, Bangladesh. It is hereby declared that this project or any part of it has not been submitted elsewhere for the award of any degree or diploma.

Signature of Candidate

.....

Oahidujjaman

2014-1-96-007

Department of Computer Science and Engineering

East West University Bangladesh

Letter of Acceptance

The project entitled '**Online Examination System**' is submitted by Oahidujjaman, ID: 2014-1-96-007 to the department of Computer Science and Engineering, East West University, Dhaka-1212, Bangladesh is accepted by the Department for the partial fulfillment of the requirements for the degree of M.S.C in Computer Science and Engineering on August 10, 2016.

Approval of Chairperson

Approval of Supervisor

Dr. Md. Mozammel Huq Azad Khan
Professor and Chairperson
Dept. of Computer Science and Engineering
East West University, Dhaka-1212
Bangladesh

Md. Shamsujjoha
Senior Lecturer
Dept. of Computer Science and Engineering
East West University, Dhaka-1212
Bangladesh

Acknowledgements

First of all I would like to express my deep gratitude to my project supervisor **Md. Shamsujjoha** for the guidance and supervision offered throughout the course of this project work. The discussions I had with him stimulated my interest in the topic and helped shape the contents of this work. I would like to thank him for his insights and comments during our weekly meetings. I greatly appreciate him for accommodating numerous requests for meetings at short notice and for taking pains to answer e-mail queries promptly and to great depth.

At this point I am also indebted to the Chairperson of the department Professor Dr. Md. Mozammel Huq Azad Khan and very grateful to all of our teachers.

In particular, I would like to thank Mafrina Rahman and Ashraful Alam who had been a key source of support, comfort and encouragement.

Finally, I owe a lot of thanks to my family for their love and support through the course of my MSC studies at East West University Bangladesh.

Acronyms

OES= Online Examination System

MCQ= Multiple Choice Questions

WWW= World Wide Web

PHP=Hypertext Preprocessor

SQL=Structured Query Language

CSS = Cascading Style Sheets

HTML = Hyper Text Markup language

C-U=Create user

M-U=Manage user

M-S=Manage subject

P-Q=Prepare Question

MTR= Manage Test Result

ER diagram= Entity Relationship diagram

INDEX

Title	Page No
Abstract	i
Declaration	ii
Letter of acceptance	iii
Acknowledgement	iv
Acronyms	v
CHAPTER-1: INTRODUCTION	1-2
1.1 Background	1
1.2 Objectives & Motivation	2
CHAPTER-2: PROJECT DESIGN	3-4
2.1 Object of the project	3
2.1.1 Role of Administrator	3
2.1.2 Role of Employee	4
2.2 Flow Chart	4
CHAPTER-3: TECHNOLOGY	5-12
3.1 Used Software & Languages	5
3.2 Operating System	6
3.3 HTML	7
3.4 CSS	8
3.5 PHP	9
3.6 MySQL	10
3.7 jQuery	10
3.8 Database Design	11
3.9 Entity Relationship Diagram	12

CHAPTER-4: PROJECT MANUAL	13-26
4.1 Software Requirements	13
4.2 Installation	13-14
4.3 Graphical User Interface	15
4.3.1 User Login	15
4.3.2 Practice Test	16
4.3.3 Start Test	17
4.3.4 View Result	17
4.3.5 User Profile	18
4.4 HRD Administrator	18
4.4.1 Admin Login	18-19
4.4.2 Create User	19
4.4.3 Manage User	20
4.4.4 Manage Subject	21
4.4.5 Prepare Question	22
4.4.5.1 Manage Question	23
4.4.5.2 Input Question	24
4.4.5.3 Assigned User	24
4.4.6 Manage Test Result	25
CHAPTER-5: CONCLUSION	26
Appendix	27-69
Reference	70

List of Figures

2.1	Flow Chart of OES	04
3.1	Schema Diagram	11
3.2	E-R Diagram	12
4.1	XAMPP Control Center	14
4.2	User Login Form	15
4.3	Succeed Logged User	15
4.4	Practice Test	16
4.5	Start test	17
4.6	View result	17
4.7	User Profile	18
4.8	Admin login	18
4.9	Admin panel	19
4.10	User Registration	19
4.11	Manage user	20
4.12	Manage Subject	21
4.13	Prepare Question	22
4.14	Manage Question	23
4.15	Input Question	24
4.16	Assigned User	24
4.17	Manage test result	25

INTRODUCTION

1.1 Background:

In the present time, Communication system is very important in all sectors. The internet has revolutionized the computer and communications world like nothing before and invented so many things through the internet. The internet represents one of the most successful examples of the benefits of sustained investment and commitment to research and development of information infrastructure. The users of internet are rapidly an increase in the whole world which is closes the people to communicate and create a user friendly environment to use it. The communication of the different location or long distance is now completed in a few seconds. Today the business, corporation and organizations utilize the internet and website to develop their business, communicate with their broad spectrum of users and easily send their product to the user. In day by day the computer and internet resources grow larger and larger, as a result the opportunities and possibilities of a website bring can prove invaluable.

The use of Web (World Wide Web) has had many positive effects on every sector. It overcomes time and space limitations in traditional system and access vast amounts of information and resources in the cyberspace. Many pages of the web server are interlinked by hypertext links and stored in same places which are accessed via the internet.

The Online Examination System (**OES**) is a web based examination system, which is used to take MCQ examination. It has monitoring online based and the employees can get a chance to take exam in the different location.

1.2 Objectives& Motivation:

The traditional examination system is a time consuming to prepare the places, invigilators, exam papers etc. After taking the examination to check the script manually is a lengthy process and time consuming also. To take the exam and training of the existing employee in different locations and reduces the manual efforts is the main objective of the project. After giving the exam examinees can see their result quickly and also know obtained marks. The administrator can play a main role in the system and they can do to create employee account, maintains them (modify & delete), setup the questions, set the timer of the exam duration and assign the different question in the different user and monitor them centrally. In the system automatically checked the answer and generates the result of the employees in a short period of time. The employees are login in the system of their employee ID and the user password (which is changed if they want).

2.1 Object of the project

The name of the project “Online Examination System” (**OES**) is a web based examination system, which is design to take examination (**MCQ**) of their employees. It is monitored online based and only the selected employees can attend the exam from the different location. This application supports any kind of web based operating system. With the help of this application any organization can take examination to evaluate employee by the following action

- Role of Administrator
- Role of User

2.1.1 Role of Administrator

The function of the administrator is as follows

- Log-in as administrator
- Create, update and delete user
- Add, edit and delete subject
- Add, edit and delete question for examination
- Add user for examination
- Monitor assigned user for examination
- Monitor how many employee attempt and un-attempt in the examination
- Able to print examination result
- Logout

2.1.2 Role of User

Only the user assigned by the administrator can give examination with fixed time and fixed date.

The function of the employee is as follows

- Login as user
- Able to practice before start exam
- Mark for review before final submission
- Answer question within fixed date and time
- Able to see result
- Logout

2.2 Flow Chart

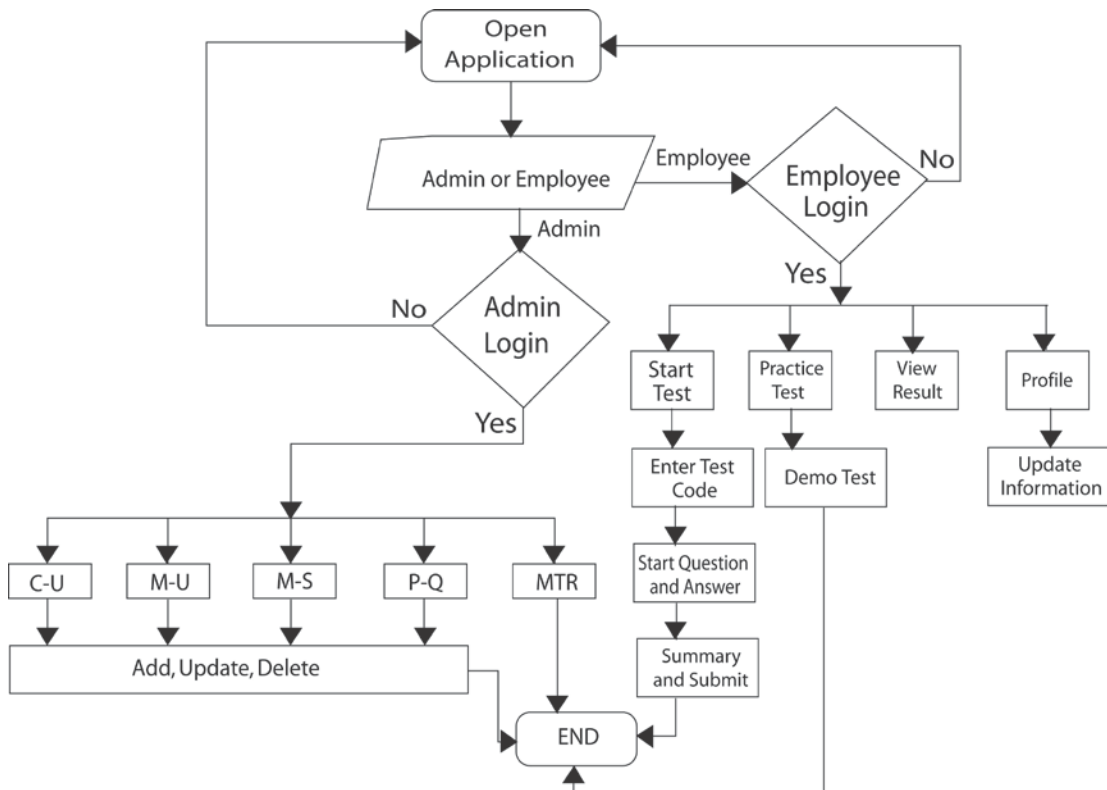


Figure-2.1: Flow chart of OES

3.1 Used Software & Languages

Web programming refers to the writing, markup and coding involved in Web development, which includes Web content, Web client and server scripting and network security. The most common languages used for Web programming are XML, HTML, JavaScript, Perl 5 and PHP.

A web application or web app is any software that runs in a web browser. It is created in a browser-supported programming language (such as the combination of JavaScript, HTML and CSS) and relies on a web browser to render the application.

Web programming is different from just programming, which requires interdisciplinary knowledge on the application area, client and server scripting, and database technology.

Web programming can be briefly categorized into client and server coding. The client side needs programming related to accessing data from users and providing information. It also needs to ensure there is enough plug-ins to enrich user experience in a graphic user interface, including security measures.[1]

- **Microsoft Windows 7**
- HTML
- CSS
- PHP
- MySQL
- jQuery

3.2 Operating System (Windows 7)

Windows 7 (codenamed Vienna, formerly Blackcomb) is a personal computer operating system developed by Microsoft. It is a part of the Windows NT family of operating systems. Windows 7 was released to manufacturing on July 22, 2009, and became generally available on October 22, 2009, less than three years after the release of its predecessor, Windows Vista. Windows 7's server counterpart, Windows Server 2008 R2, was released at the same time.[2]

Windows 7 system requirements

- 1 gigahertz (GHz) or faster 32-bit (x86) or 64-bit (x64) processor*
- 1 gigabyte (GB) RAM (32-bit) or 2 GB RAM (64-bit)
- 16 GB available hard disk space (32-bit) or 20 GB (64-bit)
- DirectX 9 graphics device with WDDM 1.0 or higher driver

Additional requirements to use certain features:

- Internet access (fees may apply)
- Depending on resolution, video playback may require additional memory and advanced graphics hardware
- Some games and programs might require a graphics card compatible with [DirectX 10](#) or higher for optimal performance
- For some Windows Media Center functionality a TV tuner and additional hardware may be required
- Windows Touch and Tablet PCs require specific hardware
- HomeGroup requires a network and PCs running Windows 7
- DVD/CD authoring requires a compatible optical drive
- BitLocker requires Trusted Platform Module (TPM) 1.2

- BitLocker To Go requires a USB flash drive
- Windows XP Mode requires an additional 1 GB of RAM and an additional 15 GB of available hard disk space.
- Music and sound require audio output

Product functionality and graphics may vary based on your system configuration. [3]

LANGUAGES:

3.3 HTML:

HTML stands for Hyper Text Markup language which is used to create web pages and also create user interfaces for mobile and web applications. A markup language is a set of markup tags where the markup tells the web browser how to display a web pages words and images for the user. Web pages are simply strings of words put in a special format that web browsers are able to display.

HTML tags are the hidden keywords within a web page that define how the browser must format and display the content. The tags are combination of an opening and closing part where as the closing part has the same text as the opening tag but has an additional forward-slash (/) character.

```
<!DOCTYPE html>
<html>
<head>
<title>Page Title</title>
</head>
<body>
<h1>This is a Heading</h1>
<p>This is a
paragraph.</p>
</body>
</html>
```


A simple HTML code defines –

- The `<!doctype html>` declaration defines this document is to be HTML5.
- The text between `<html>` and `</html>` describes an HTML document
- The text between `<head>` and `</head>` provides information about the document
- The text between `<title>` and `</title>` provides a title for the document
- The text between `<body>` and `</body>` describes the visible page content
- The text between `<h1>` and `</h1>` describes a heading
- The text between `<p>` and `</p>` describes a paragraph

Importance of HTML:

- HTML is easy to use and understand
- All browsers support HTML
- HTML and XML syntax is very similar.
- HTML is free
- Most development tools support HTML
- HTML is most search engine friendly

3.4 CSS:

CSS stands for Cascading Style Sheets and was developed for designers to change the overall look of a webpage. There are 3 levels of CSS; CSS1, CSS2 AND CSS3. CSS is a new feature being added to HTML that gives both website developers and users more control over how pages are displayed.

CSS was a revolution in the world of web design which concrete benefits of CSS include:

- Control layout of many documents from one single style sheet
- More precise control of layout
- Apply different layout to different media-types (screen, print etc)
- Numerous advanced and sophisticated techniques.
- It makes pages load faster, less code means faster download times.[6]

3.5PHP:

PHP stands for “Hypertext Preprocessor”. PHP is a web server programming language that is especially suited to server-side web development. It is used to enhance web pages and it can do many things like as create username and password login pages, check details from a form, picture galleries, surveys and a whole lot more.

PHP is known as a server-sided language and it does not get executed on your computer but on the computer i requested the page from and get the results are then handed over to us and displayed in our browser.

Advantages of PHP:

- Open Source: It is developed and maintained by a large group of PHP developers.
- Speed: It is relative fast since it uses much system resource.
- Easy to use: It uses C like syntax and it is very easy to create website scripts.
- Stable: Since it is maintained by many developers, so when bugs are found, it can be quickly fixed.
- Build in database connection: Easily connect to the database using PHP, since many websites are data/content driven.
- Can be run in many platforms like as- Windows, Linux and MAC.
- PHP is an Object Oriented Programming. PHP actually has the ability to call Java and Windows COM objects.
- The number of PHP frameworks available is even further proof of how strong the PHP community is.
- PHP can be easily embedded into HTML.
- PHp has multiple extensions and is extremely scalable.[4]

3.6 MySQL:

MySQL is an open source Relational Database Management System (RDBMS) based on Structured Query Language (SQL). It is a database system used on the web and that is run on a server. It is very fast, reliable, easy to use and ideal for both small and large applications. Its runs on virtually all platforms including Linux, Windows and UNIX and it can be used in a wide range of applications. MySQL is most often associated with web-based applications and online publishing and is an important component of an open source enterprise stack called LAMP. LAMP is a Web development platform that uses Linux as the operating system, Apache as the Web server, MySQL as the relational database management system and PHP as the object-oriented scripting language. (Sometimes Perl or Python is used instead of PHP.)[5]

3.7 JQuery:

jQuery is a fast, small, and feature-rich JavaScript library which has makes things like HTML document traversal and manipulation, event handling, animation, and Ajax much simpler with an easy-to-use API that works across a multitude of browsers. With a combination of versatility and extensibility, jQuery has changed the way that millions of people write JavaScript.

The j query library contains the following features:

- HTML/DOM manipulation
- CSS manipulation
- HTML event methods
- Effects and animations
- Utilities

3.8 Database Design

There are eight tables implement for this application.

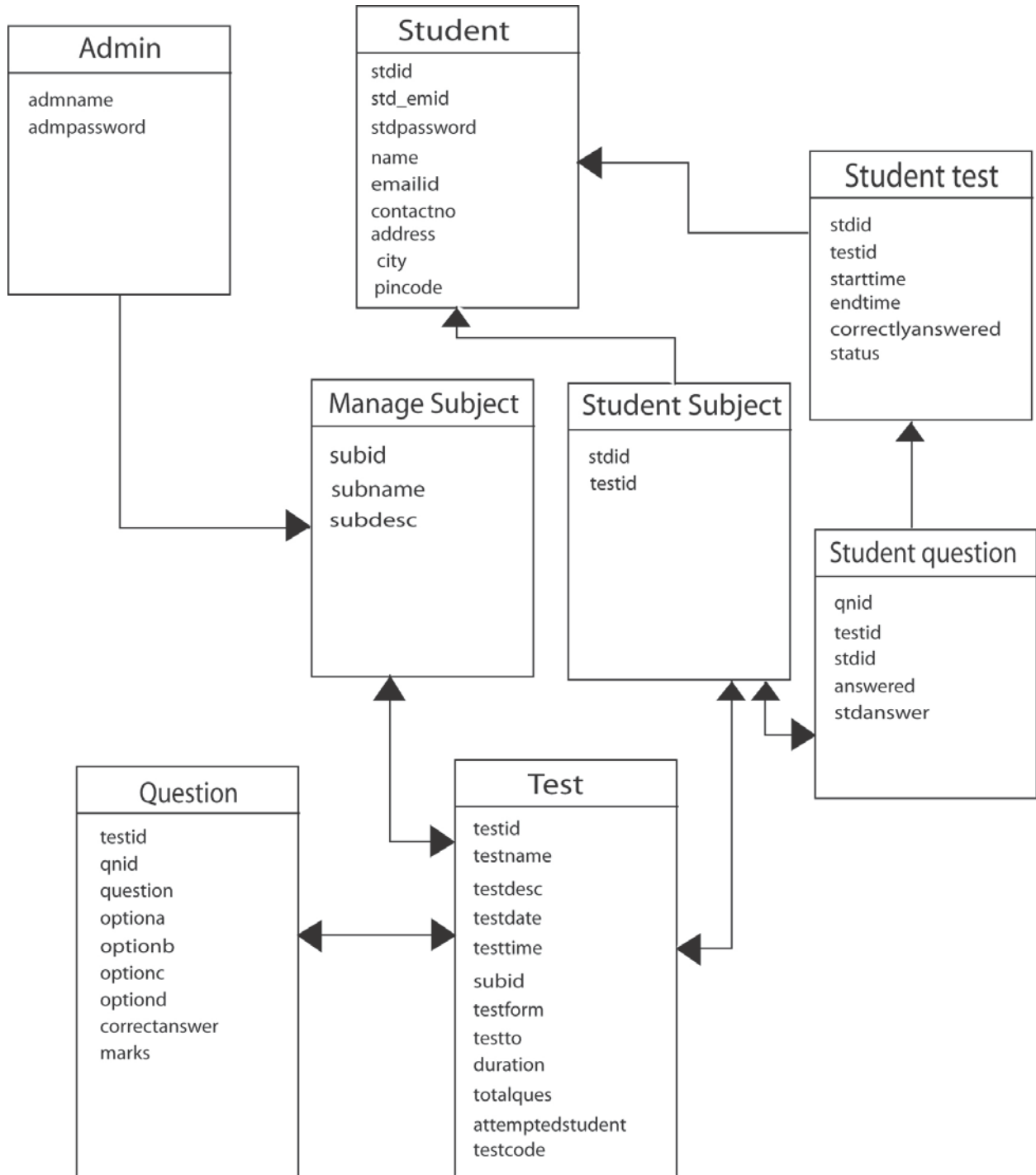


Figure-3.1: Schema Diagram

3.9 Entity Relationship Diagram

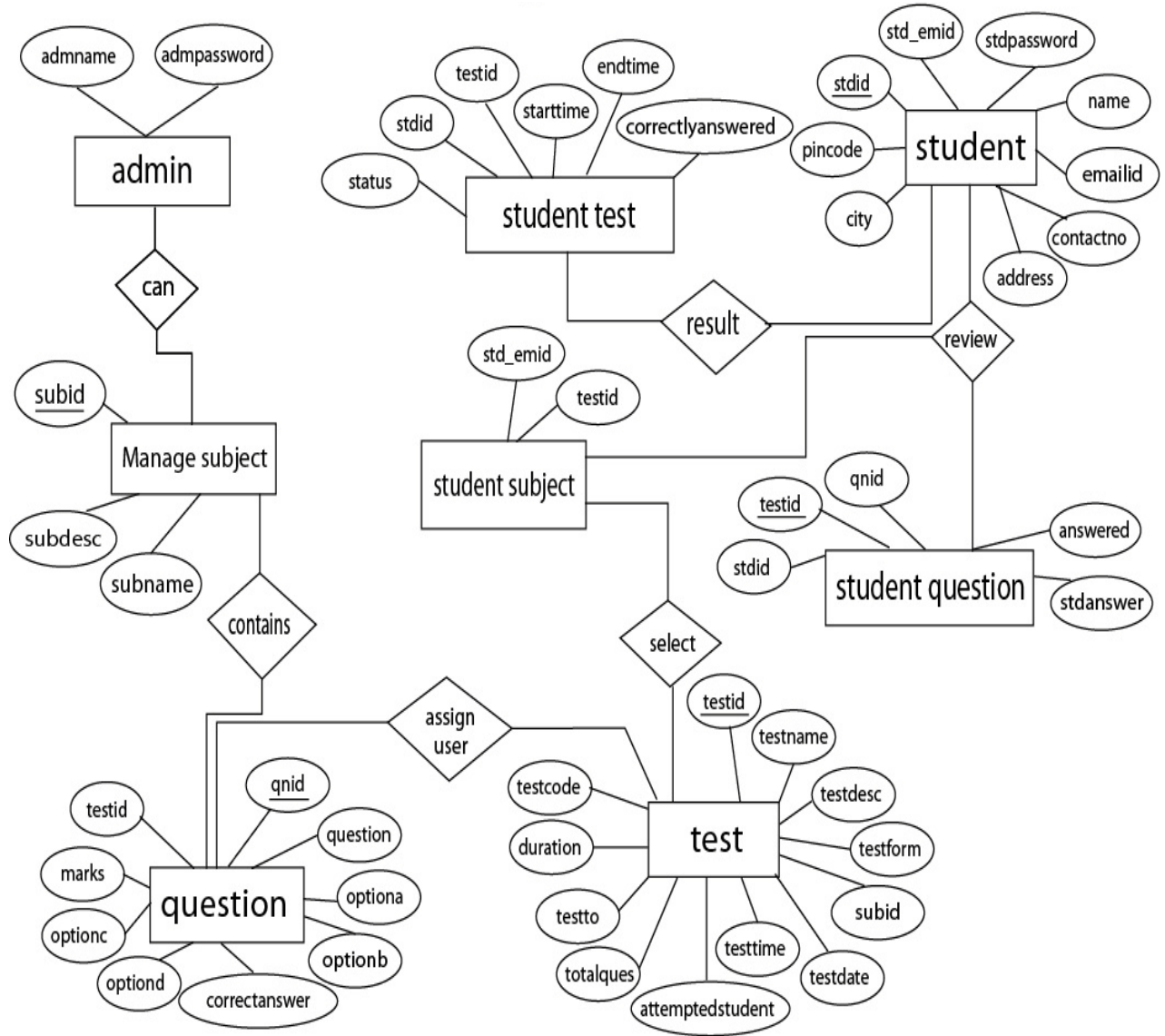


Figure-3.2: ER Diagram for OES

4.1 Software Requirements

Software Name	Version
XAMPP	1.8.1 or higher version
PHP	5.4.7 or higher version
MySQL	5.5.27 or higher version
web browser	any version
Bijoy Bayanno	2011 or higher version
Notepad ++	6.9.3 or higher version

All of the above software's are platform independent, so that we can use any operating system on our host computer.

4.2 Installation

XAMPP is a free and open source cross-platform web server solution stack package consists mainly of Apache HTTP Server, MariaDB Database and interpreters for scripts written in the PHP and Perl Programming Languages.

First Download XAMPP from the website www.apachefriends.org then tap the one can want to change directory it would be vary by the user. After installation xampp application, it is ready for use that have shown below in figure-

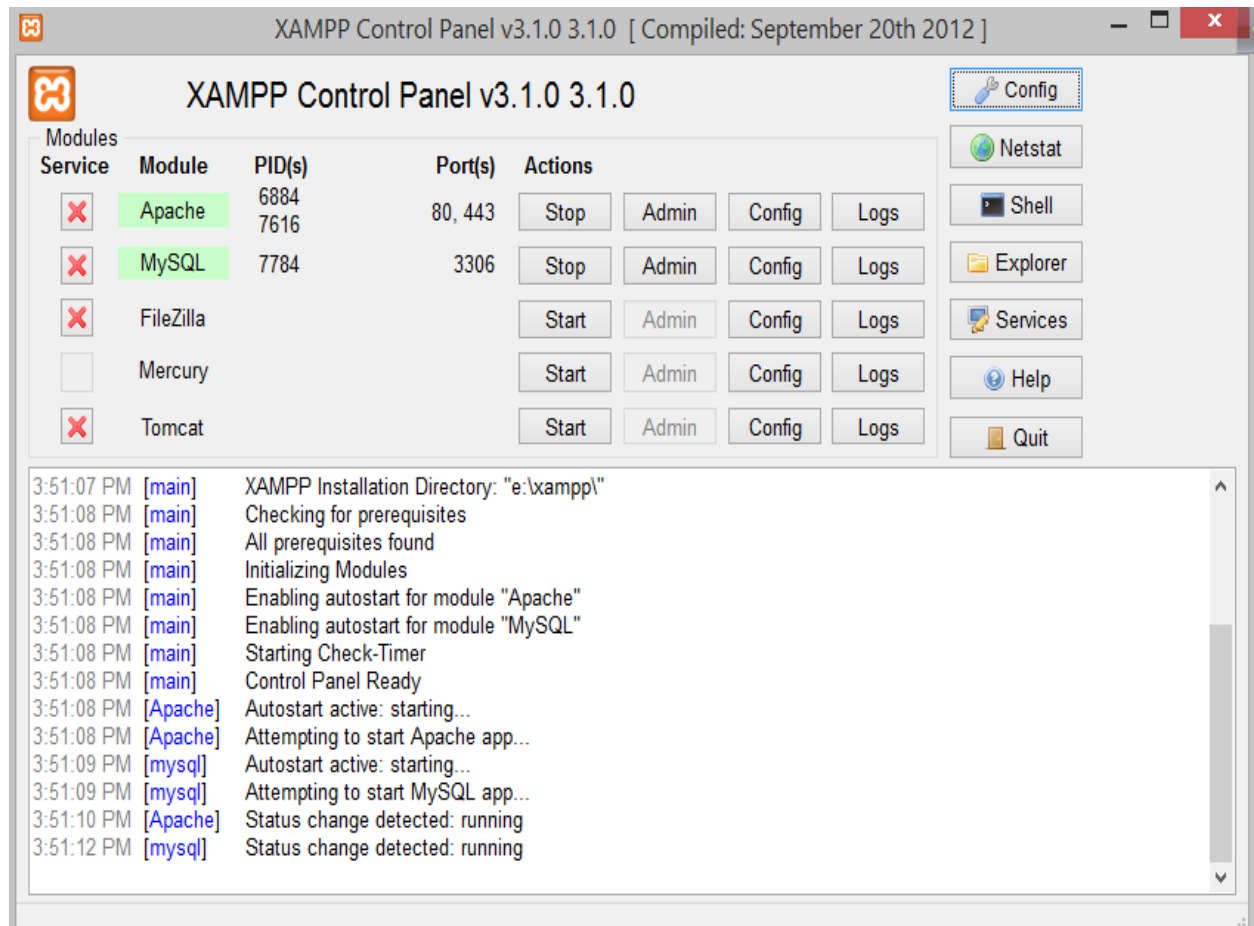


Figure-4.1: XAMPP Application

4.3 Graphical user interface

4.3.1 User Login

First go to web browser and type “localhost/hrmoes”. The login screen will be displayed.

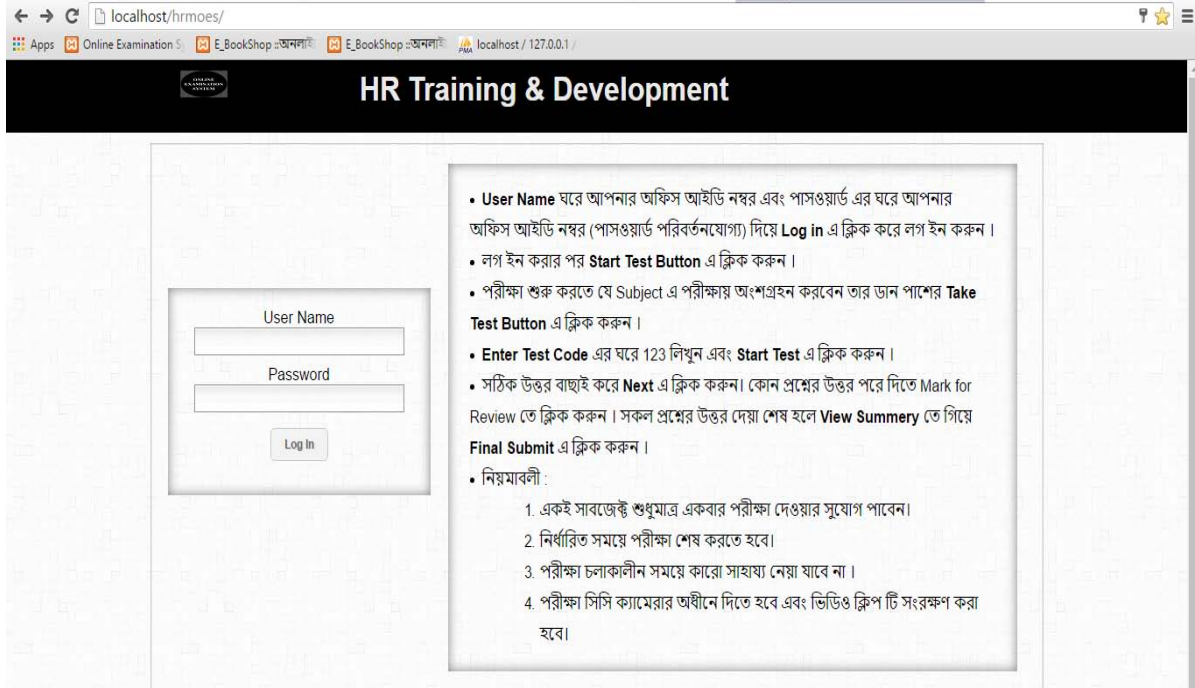


Figure-4.2: User login Form

Enter username (Employee ID) and Password to the required field. Click the Login button and only valid user can capable for online examination test.

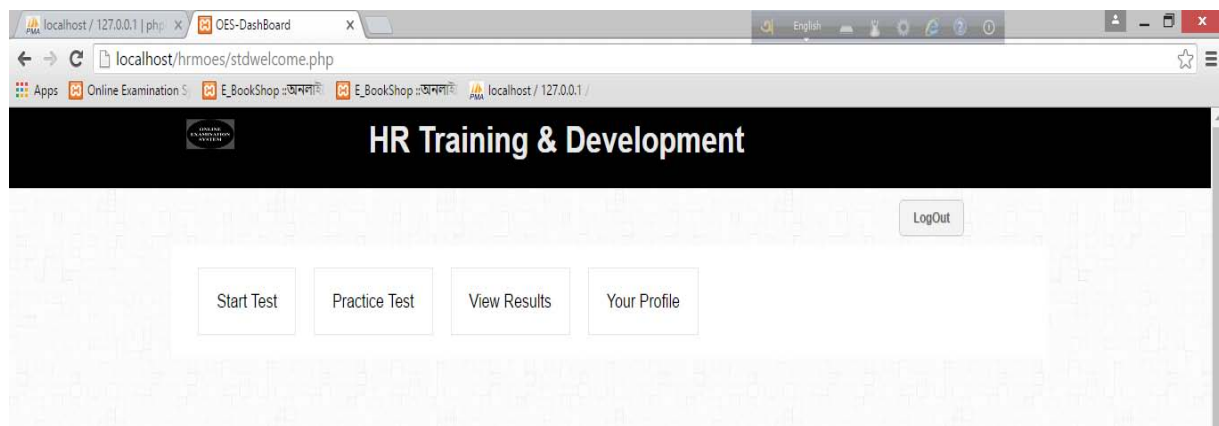


Figure-4.3: Succeed logged user

4.3.2 Practice Test

Before starting test user can practice to get idea which type of exam will be held. If users want to pass the question then have to click mark of review button. In this case if users want to answer the unanswered question then the user can do this later.

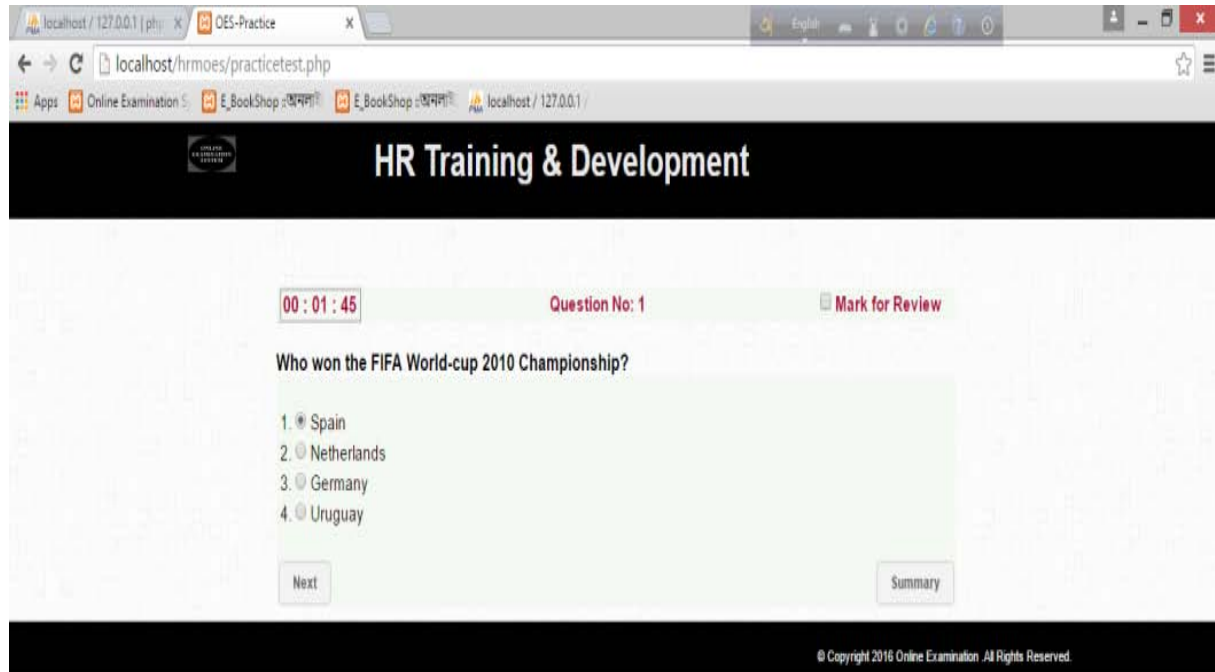


Figure-4.4: Practice Test

4.3.3 Start Test

First click start test button then click take test button and enter test code given by Admin (by default 123). After that starts countdown of time for examination.



Figure-4.5: Start test

4.3.4 View Result

If user attends any type of examination assigned by the admin they can see the result.

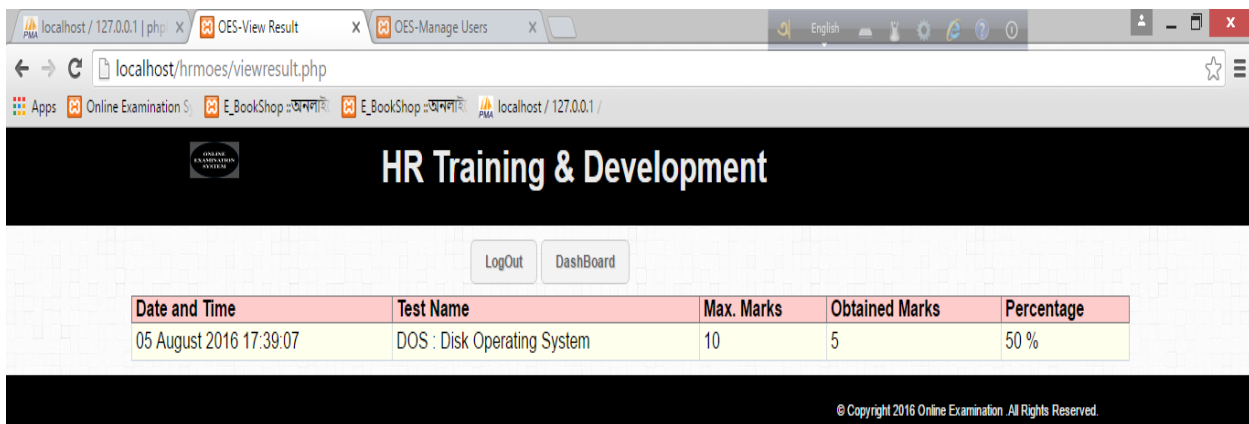


Figure-4.6: View Result

4.3.5 User Profile

In this section user can edit his or her information.

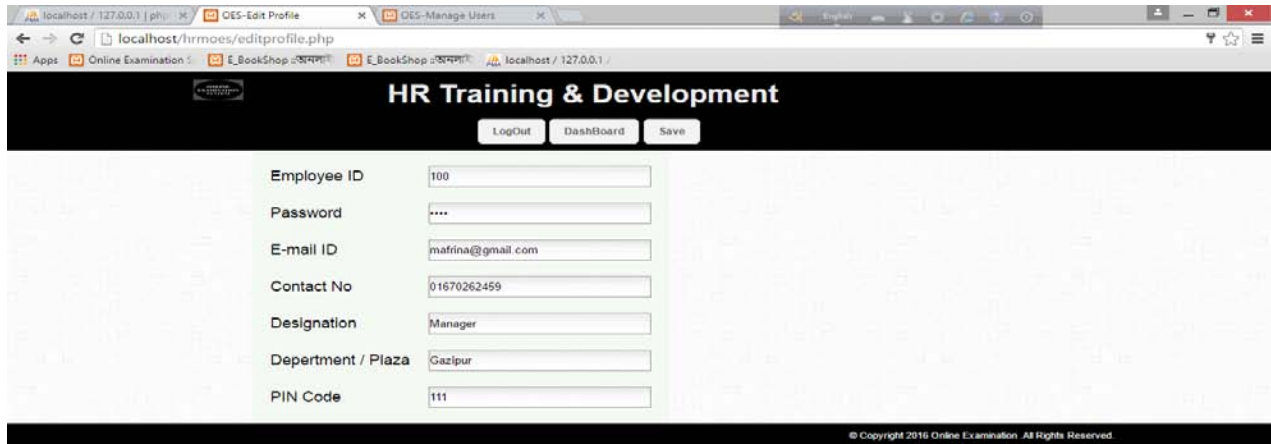


Figure-4.7: User Profile

4.4 HRD Administrator

4.4.1 Admin Login

Enter user name and password for login.

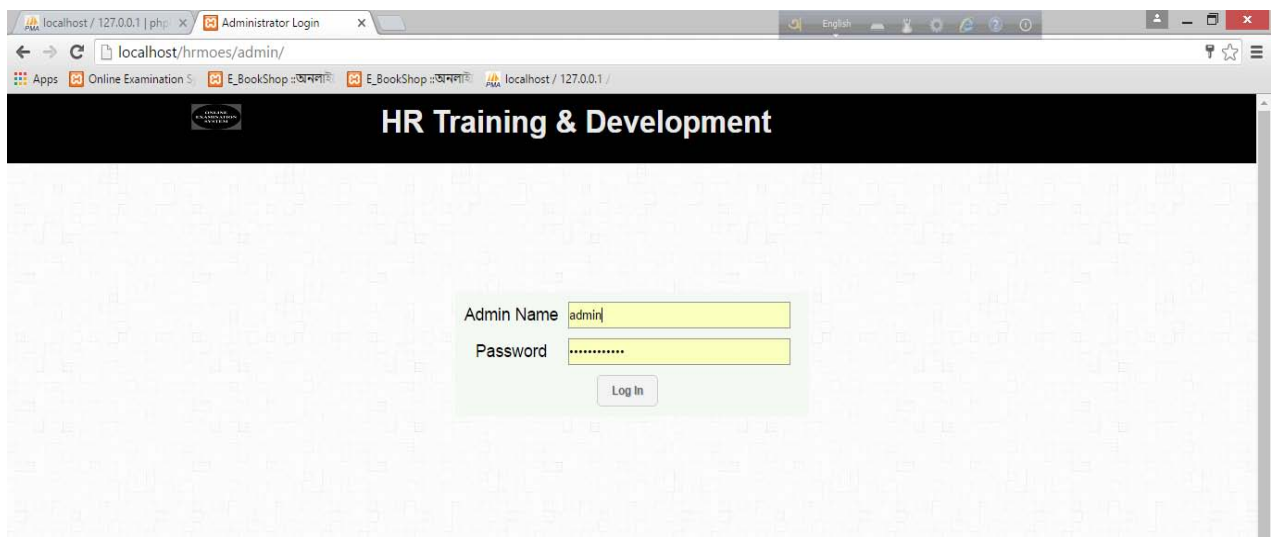


Figure-4.8: Admin login

After Successful login enter the Admin Panel

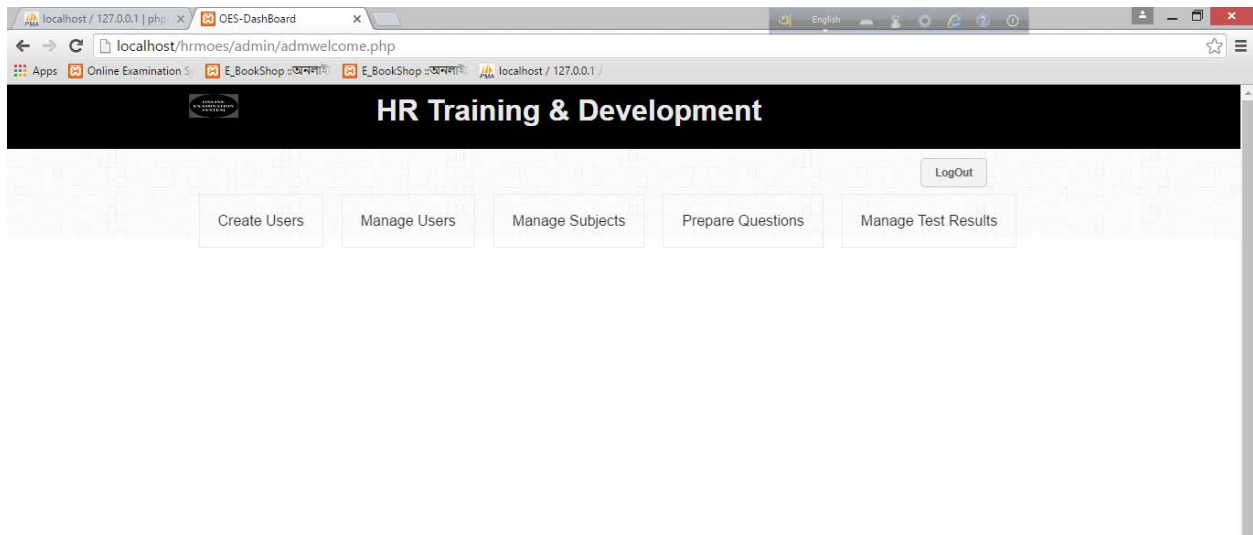


Figure-4.9: Admin panel

4.4.2 Create User

For create new user account

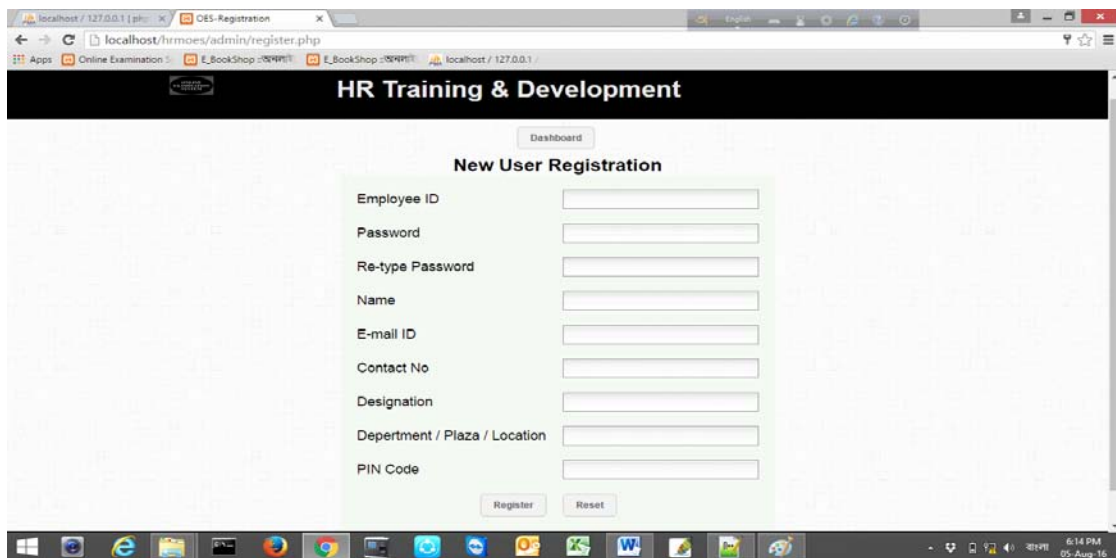
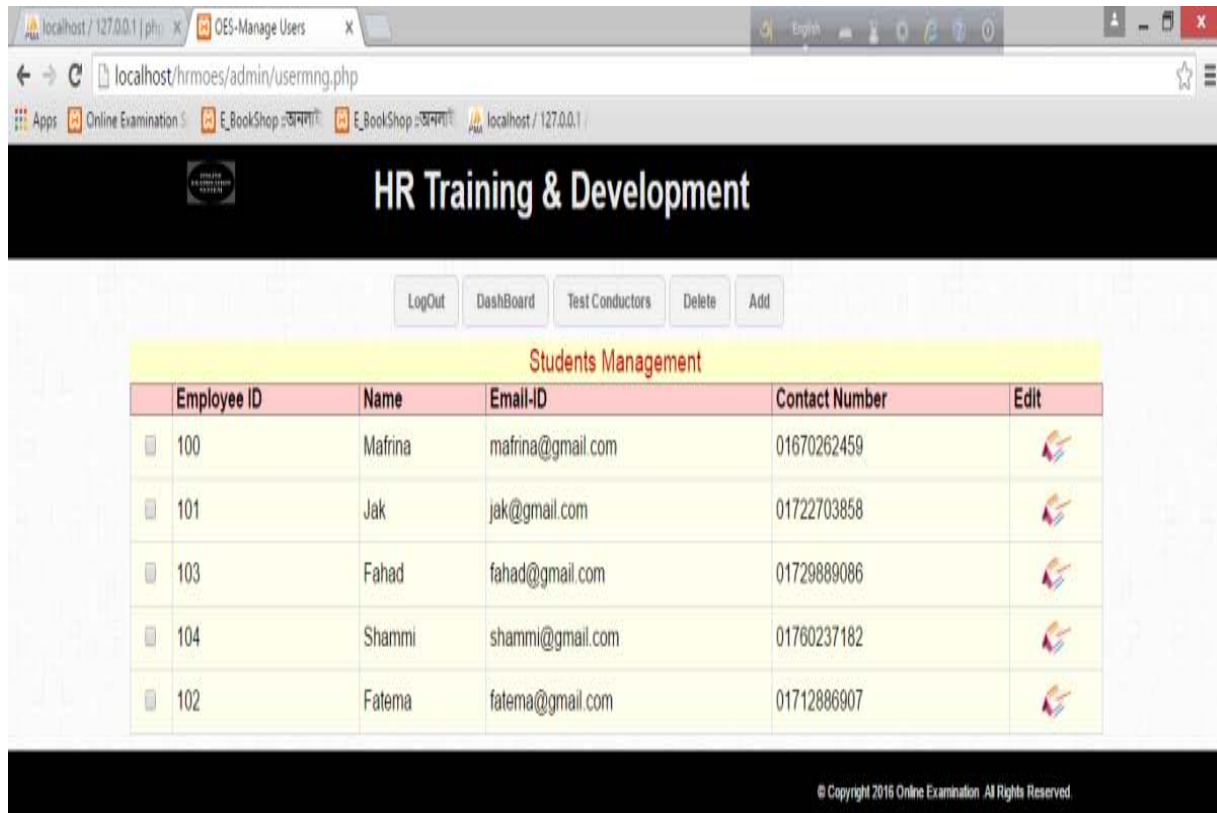


Figure4.10: User Registration






4.4.3 Manage User

Admin can do the following task

- Add user
- Edit user
- Delete user



The screenshot displays a web browser window with the URL `localhost/hrmoes/admin/usermng.php`. The page title is "HR Training & Development". Below the title, there is a navigation bar with buttons for "LogOut", "DashBoard", "Test Conductors", "Delete", and "Add". The main content area is titled "Students Management" and contains a table with the following data:

Employee ID	Name	Email-ID	Contact Number	Edit
100	Mafrina	mafrina@gmail.com	01670262459	
101	Jak	jak@gmail.com	01722703858	
103	Fahad	fahad@gmail.com	01729889086	
104	Shammi	shammi@gmail.com	01760237182	
102	Fatema	fatema@gmail.com	01712886907	

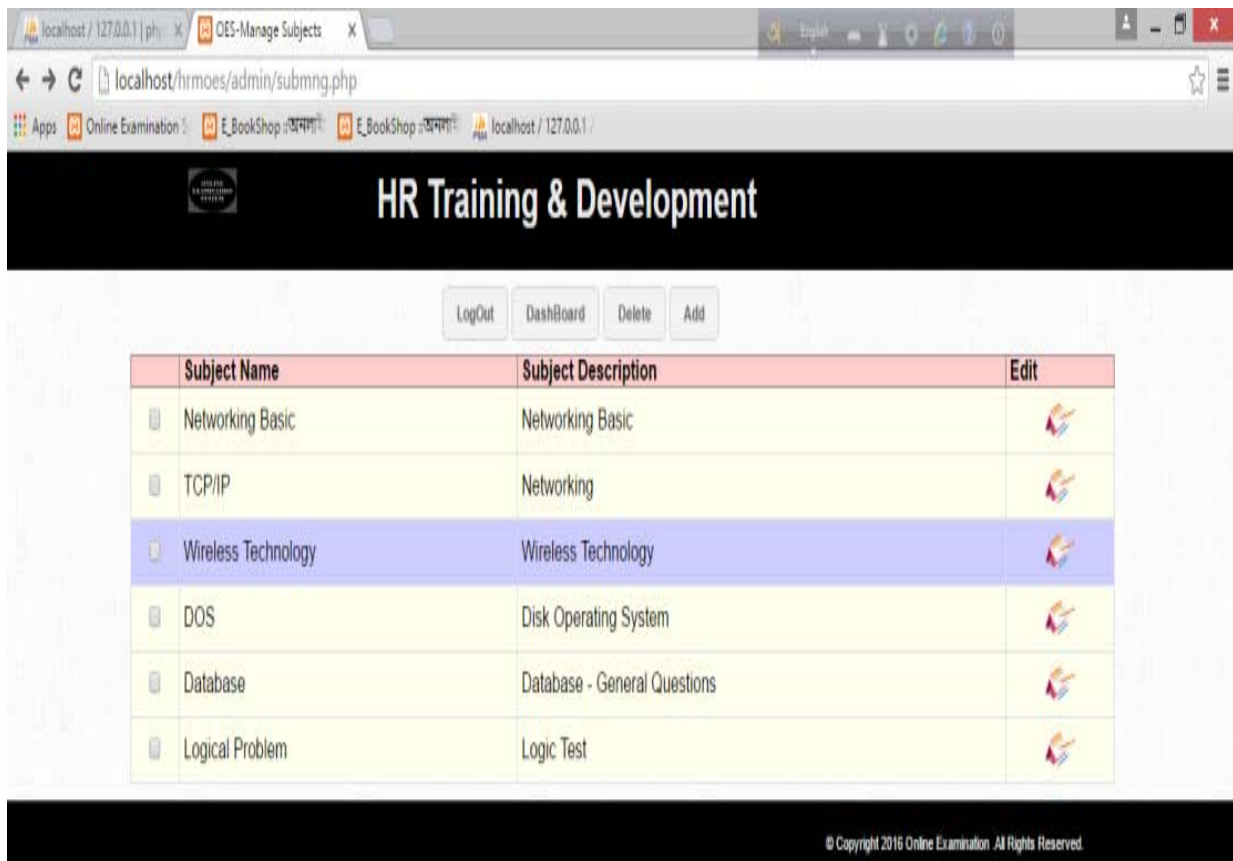
© Copyright 2016 Online Examination All Rights Reserved.

Figure-4.11: Manage user

4.4.4 Manage Subject

Admin can do the following task

- Add subject name and description
- Edit subject name and description
- Delete subject



The screenshot shows a web browser window with the URL `localhost/hrmoes/admin/submng.php`. The page title is "HR Training & Development". Below the title, there are navigation buttons: "LogOut", "DashBoard", "Delete", and "Add". A table displays a list of subjects with columns for "Subject Name", "Subject Description", and "Edit". The "Wireless Technology" row is highlighted in blue. The footer contains the text "© Copyright 2016 Online Examination All Rights Reserved."







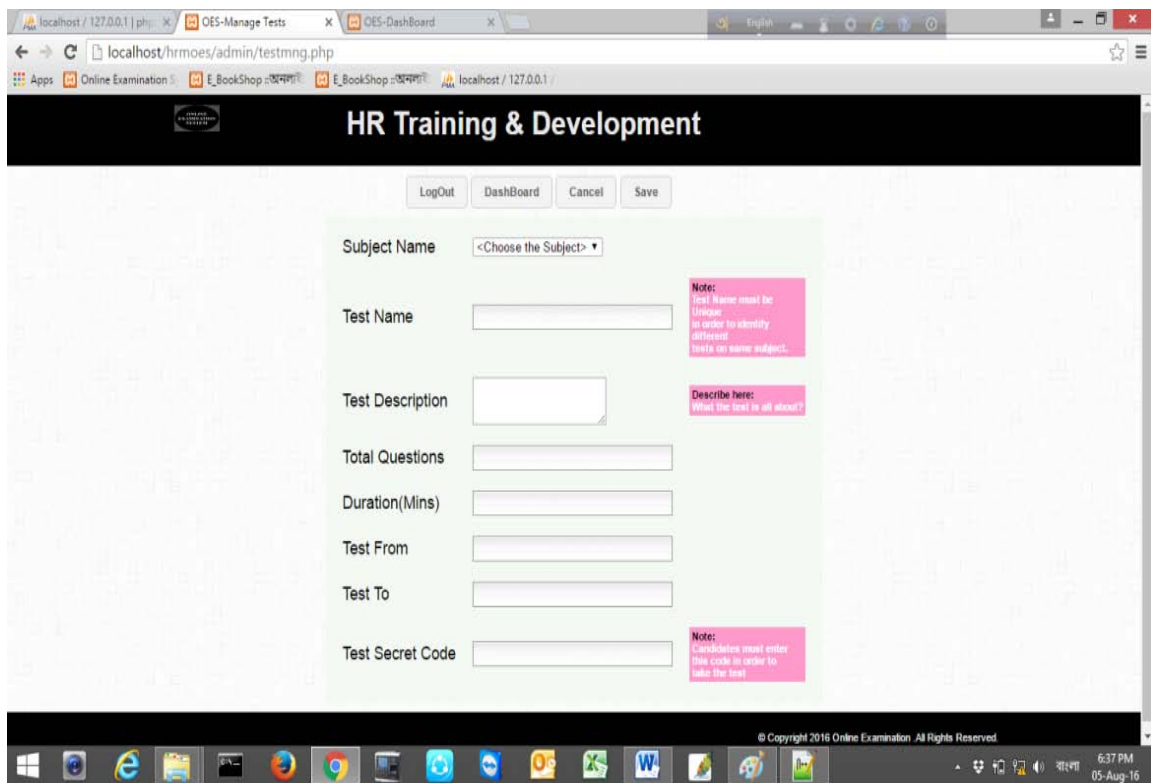
Subject Name	Subject Description	Edit
Networking Basic	Networking Basic	
TCP/IP	Networking	
Wireless Technology	Wireless Technology	
DOS	Disk Operating System	
Database	Database - General Questions	
Logical Problem	Logic Test	

Figure-4.12: Manage Subject

4.4.5 Prepare Question

In this section Admin can define test name, Number of question, Duration of test Marks etc.



The screenshot shows a web browser window with the URL `localhost/hrmoes/admin/testmng.php`. The page title is "HR Training & Development". At the top, there are navigation buttons: "LogOut", "DashBoard", "Cancel", and "Save". The main form area is light green and contains the following fields:

- Subject Name:** A dropdown menu with the text "<Choose the Subject>".
- Test Name:** A text input field. A pink note next to it says: "Note: Test Name must be Unique in order to identify different tests on same subject."
- Test Description:** A text area. A pink note next to it says: "Describe here: What the test is all about?"
- Total Questions:** A text input field.
- Duration(Mins):** A text input field.
- Test From:** A text input field.
- Test To:** A text input field.
- Test Secret Code:** A text input field. A pink note next to it says: "Note: Candidates must enter this code in order to take the test."

At the bottom of the browser window, there is a copyright notice: "© Copyright 2016 Online Examination. All Rights Reserved". The Windows taskbar at the bottom shows the time as 6:37 PM on 05-Aug-16.

Figure-4.13: Prepare Question

4.4.5.1 Manage question

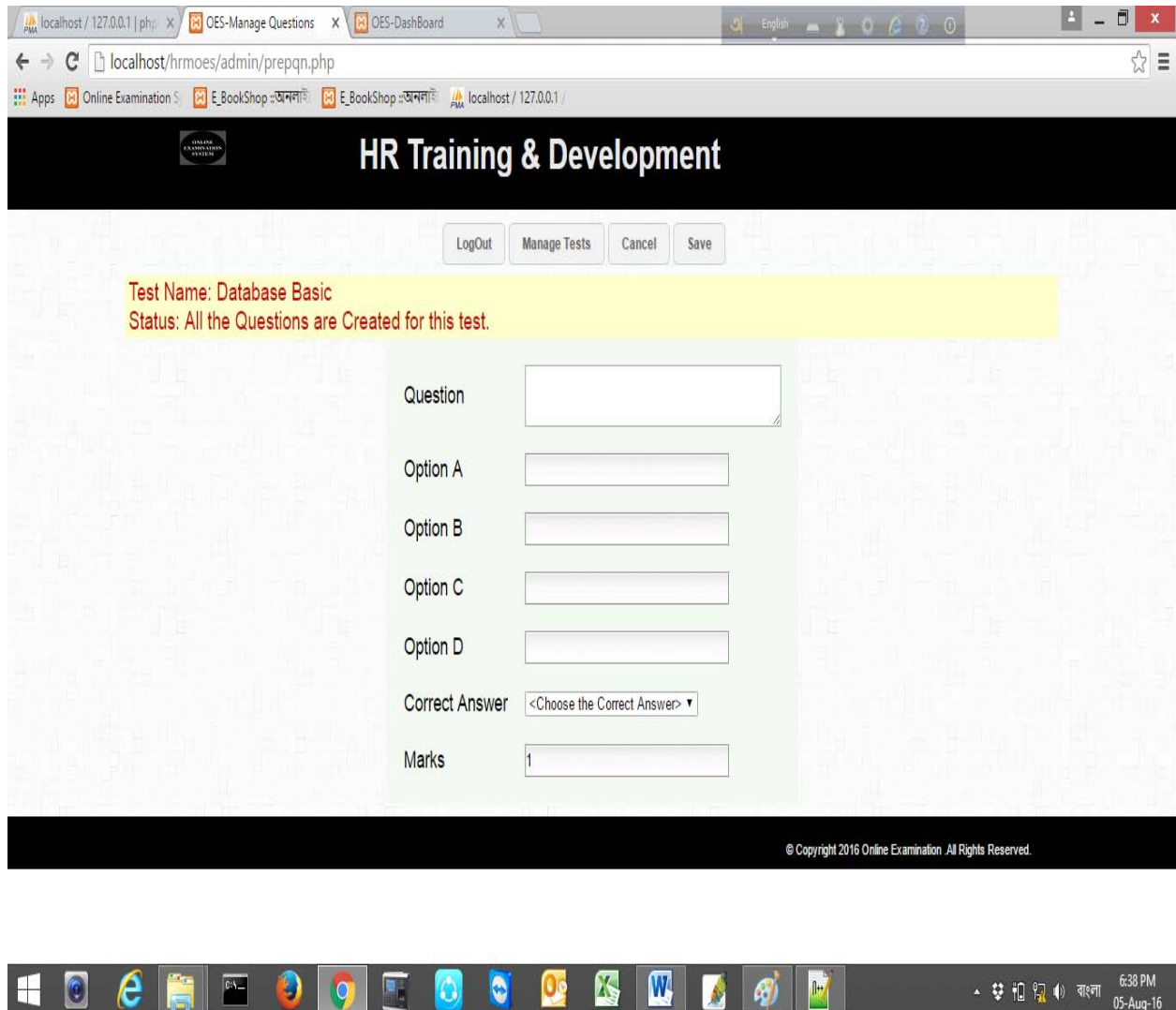


Figure-4.14: Manage question

4.4.5.2 Input question

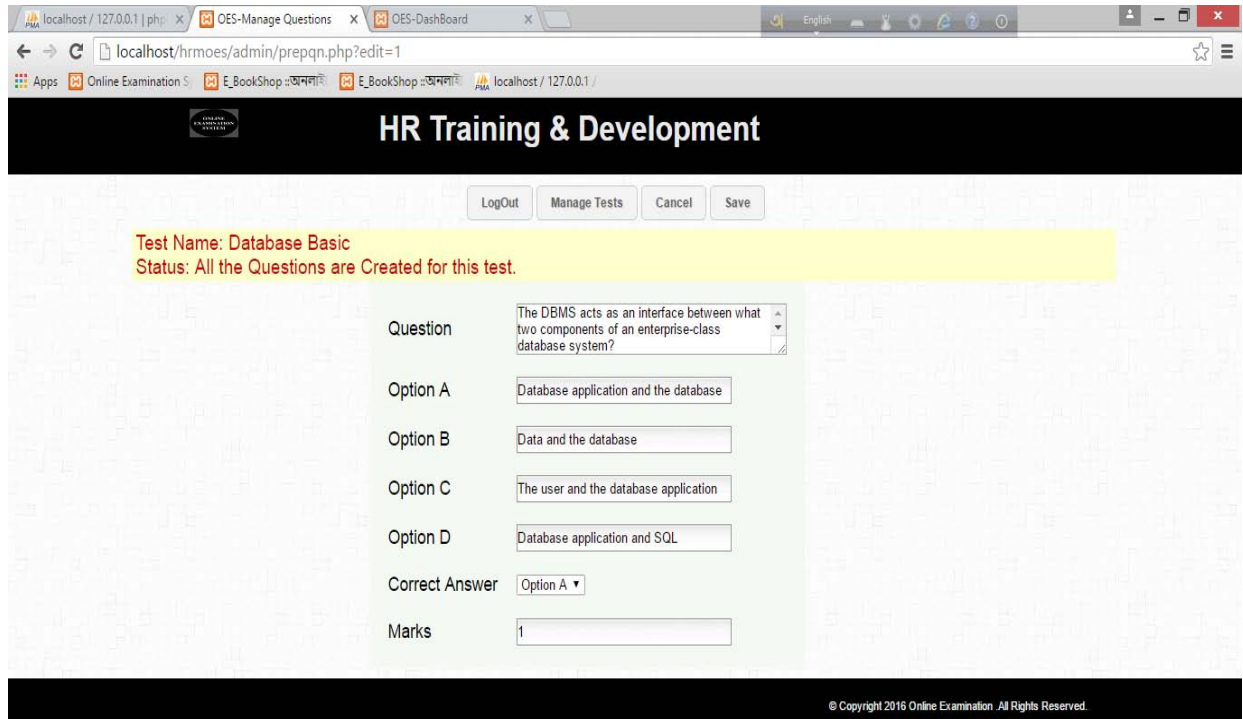


Figure-4.15: Input question

4.4.5.3 Assigned user

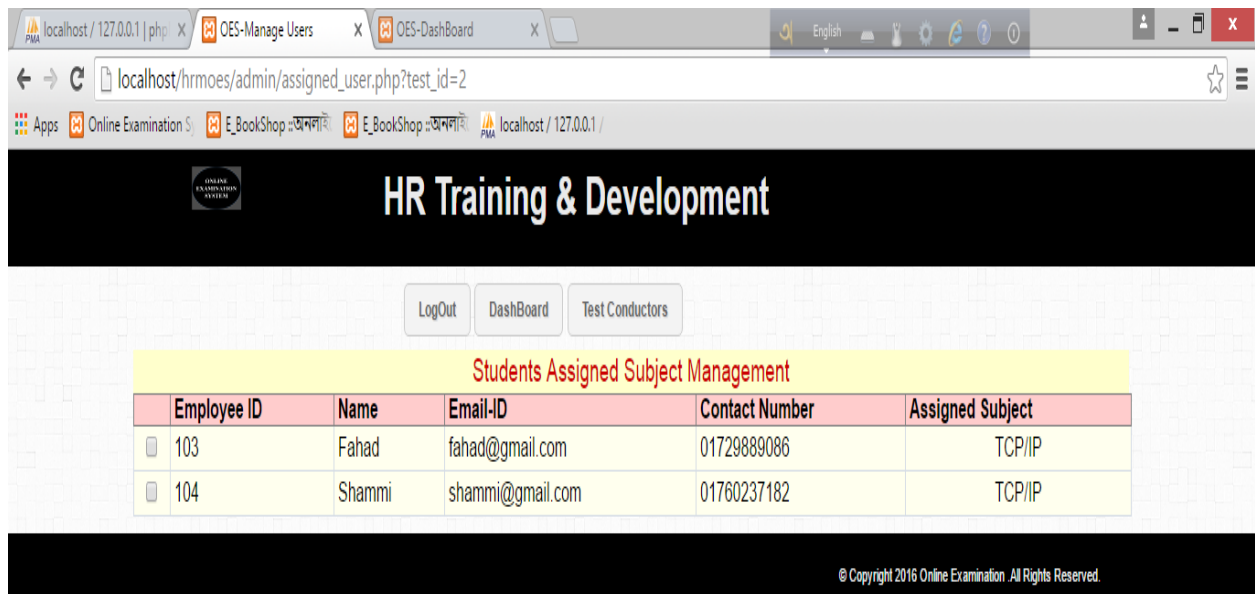


Figure-4.16: Assigned user

4.4.6 Manage Test Result

Admin can do the following task at this section

- Details of attempt and un-attempt student
- Print report
- Export report as excel

LogOut Back

Admin Department
Online Test

Subject Name TCP/IP
Test Name TCP/IP
Max Time 2 Minute
Total Marks 10
Date 02 August 2016 To 07 August 2016 23:59:59

Attempted Students

Employee ID :	Name	Designation	Department / Plaza / Location	Obtained Marks	Start time	Result(%)
104	Shammi	J.O	Manikgonj	0	2016-08-05 17:51:16	0 %
103	Fahad	E.O	Gulshan	4	2016-08-05 17:44:08	40 %

No Students remain unattempted on this Test!

Admin Department
Online Test
Unattempted Students

Excel Export Print this page

Figure-4.17: Manage Test Result

CONCLUSION

Taking the exam of the employee in an organization is the main objective of this project. The employees can attend the exam in different location and all the exam center are monitored centrally. The question paper are prepared by admin and assigned the different question by the different employee. Time will be setup by admin in each question or total it depends on the type of the question and employees can see a quick review of their answer before the final submission.

This website is totally dynamic and extendable and it reduces the time, men power and the location problem. All the exams are taking under a CCTV camera and record it for later review.

I have tried my best to build a website which is secure, dynamic, extendable and reusable. In the future development i can extend it in so many other features to take the online exam.

Source Code:

Users Section:

1. login.php

```
<?php

    error_reporting(0);
    session_start();
    include_once 'oesdb.php';

/***** Step 1 : Case 1 *****/
//redirect to registration page
if(isset($_REQUEST['register']))
{
    header('Location: register.php');
}
else if($_REQUEST['stdsubmit'])
{
/***** Step 1 : Case 2 *****/
//Perform Authentication
$result=executeQuery("select *, DECODE(stdpassword, 'oespass') as std
from student where
std_emi d=' ".html special chars($_REQUEST['name'], ENT_QUOTES). "' and
stdpassword=ENCODE(' ".html special chars($_REQUEST['password'], ENT_QUOTES). "', '
oespass')");
    if(mysql_num_rows($result)>0)
    {

        $r=mysql_fetch_array($result);

if(strcmp(html special chars_decode($r['std'], ENT_QUOTES), (html special chars($_R
EQUEST['password'], ENT_QUOTES)))==0)
    {

$_SESSION['std_emi d']=html special chars_decode($r['std_emi d'], ENT_QUOTES);
        $_SESSION['stdi d']=$r['stdi d'];
        unset($_GLOBALS['message']);
        header('Location: stdwelcome.php');
```

```

        }else
    {
        $_GLOBALS['message']="Check Your user name and Password.";
    }

}
else
{
    $_GLOBALS['message']="Check Your user name and Password.";
}
closedb();
}
?>

```

2. user.php:

```

<?php

error_reporting(0);

session_start();

    if(!isset($_SESSION['std_email'])){

        $_GLOBALS['message']="Session Timeout. Click here to <a
href=\"index.php\">Re-Login</a>";

    }

    else if(isset($_REQUEST['logout'])){

        unset($_SESSION['std_email']);

        $_GLOBALS['message']="You are Logged Out Successfully.";

        header('Location: index.php');

    }

?>

```

3. practicetest.php

```
<?php
error_reporting(0);
session_start();
include_once 'oesdb.php';
$final = false;
if (!isset($_SESSION['std_emi d'])) {
    $_GLOBALS['message'] = "Session Timeout. Click here to <a
href=\"index.php\">Re-Login</a>";
} else if (isset($_REQUEST['logout'])) {
    //Log out and redirect login page
    unset($_SESSION['std_emi d']);
    unset($_SESSION['stdi d']);
    header('Location: index.php');
} else if (isset($_REQUEST['dashboard'])) {
    //redirect to dashboard
    //
    header('Location: stdwelcome.php');
} else if (isset($_REQUEST['next']) || isset($_REQUEST['fsum'])) {
    //Process first question
    if (isset($_REQUEST['markreview'])) {
        $_SESSION['q1status'] = 'review';
        $_SESSION['q1stdans'] = $_REQUEST['answer'];
    } else {
        $_SESSION['q1status'] = 'answered';
        $_SESSION['q1stdans'] = $_REQUEST['answer'];
    }
}
```

```

}

$_SESSION['curqni d'] = 2;

if (isset($_REQUEST['fsum'])) {
    $_REQUEST['summary'] = "summary";
}

} else if (isset($_REQUEST['viewsummary']) || isset($_REQUEST['summary'])) {

//Process Second question

if (isset($_REQUEST['markreview'])) {
    $_SESSION['q2status'] = 'review';
    $_SESSION['q2stdans'] = $_REQUEST['answer'];
} else {
    $_SESSION['q2status'] = 'answered';
    $_SESSION['q2stdans'] = $_REQUEST['answer'];
}

$_SESSION['curqni d'] = 0;

} else if (!isset($_SESSION['starttime']) &&
isset($_REQUEST['finalsubmit'])) {

//firsttime entry

$_SESSION['starttime'] = time();

$_SESSION['curqni d'] = 1;

$_SESSION['q1status'] = "unanswered";
$_SESSION['q1stdans'] = "unanswered";
$_SESSION['q2status'] = "unanswered";

```

```

    $_SESSION['q2stdans'] = "unanswered";
} else if (isset($_REQUEST['change'])) {
    //redirect to testconductor

    $_SESSION['curqni d'] = substr($_REQUEST['change'], 7);

    // header('Location: practicetest.php');
} else if (isset($_REQUEST['previous'])) {

    if (isset($_REQUEST['markreview'])) {
        $_SESSION['q2status'] = 'review';
        $_SESSION['q2stdans'] = $_REQUEST['answer'];
    } else {
        $_SESSION['q2status'] = 'answered';
        $_SESSION['q2stdans'] = $_REQUEST['answer'];
    }

    $_SESSION['curqni d'] = 1;
} else if (isset($_REQUEST['summary'])) {
    // nothing to do
} else if (isset($_REQUEST['finalsubmit'])) {
    // nothing to do
} else if (isset($_REQUEST['fs'])) {
    //Final Submission
    header('Location: practicetest.php?finalsubmit=yes');
}
?>

```



```
<?php
header("Cache-Control: no-cache, must-revalidate");
?>
```

4. stdtest.php

```
<?php
error_reporting(0);
session_start();
include_once 'oesdb.php';
if (!isset($_SESSION['std_email'])) {
    $_GLOBALS['message'] = "Session Timeout. Click here to <a
href=\"index.php\">Re-Login</a>";
} else if (isset($_SESSION['starttime'])) {
    header('Location: testconductor.php');
} else if (isset($_REQUEST['logout'])) {
    //Log out and redirect login page
    unset($_SESSION['std_email']);
    header('Location: index.php');
} else if (isset($_REQUEST['dashboard'])) {
    //redirect to dashboard
    //
    header('Location: stdwelcome.php');
} else if (isset($_REQUEST['starttest'])) {
    //Prepare the parameters needed for Test Conductor and redirect to test
conductor
```

```

if (!empty($_REQUEST['tc'])) {

    $result = executeQuery("select DECODE(testcode,'oespass') as tcode
from test where testid=" . $_SESSION['testid'] . ";");

    if ($r = mysql_fetch_array($result)) {

        if (strcmp(htmlspecialchars_decode($r['tcode'], ENT_QUOTES),
htmlspecialchars($_REQUEST['tc'], ENT_QUOTES)) != 0) {

            $display = true;

            $_GLOBALS['message'] = "You have entered an Invalid Test
Code. Try again.";

        } else {

            //now prepare parameters for Test Conductor and redirect to
it.

            //first step: Insert the questions into table

            $result = executeQuery("select * from question where testid="
. $_SESSION['testid'] . " order by qnid;");

            if (mysql_num_rows($result) == 0) {

                $_GLOBALS['message'] = "Tests questions cannot be
selected. Please Try after some time!";

            } else {

                // executeQuery("COMMIT");

                $error = false;

                // executeQuery("delimiter |");

                /* if (!executeQuery("create event " .
$_SESSION['stdname'] . time() . "
ON SCHEDULE AT (select endtime from studenttest where stdid=" .
$_SESSION['stdid'] . " and testid=" . $_SESSION['testid'] . ") + INTERVAL
(select duration from test where testid=" . $_SESSION['testid'] . ") MINUTE

```

```

DO update studenttest set correctlyanswered=(select count(*) from
studentquestion as sq,question as q where sq.qnid=q.qnid and
sq.testid=q.testid and sq.answered='answered' and
sq.stdanswer=q.correctanswer and sq.stdid=" . $_SESSION['stdid'] . " and
sq.testid=" . $_SESSION['testid'] . "),status='over' where stdid=" .
$_SESSION['stdid'] . " and testid=" . $_SESSION['testid'] . "|")

    $_GLOBALS['message'] = "error" . mysql_error();

executeQuery("delimiter ;");*/

    if (!executeQuery("insert into studenttest values(" .
$_SESSION['stdid'] . ", " . $_SESSION['testid'] . ", (select
CURRENT_TIMESTAMP), date_add((select CURRENT_TIMESTAMP), INTERVAL (select
duration from test where testid=" . $_SESSION['testid'] . ")
MINUTE), 0, 'inprogress')"))

        $_GLOBALS['message'] = "error" . mysql_error();

    else {

        while ($r = mysql_fetch_array($result)) {

            if (!executeQuery("insert into studentquestion
values(" . $_SESSION['stdid'] . ", " . $_SESSION['testid'] . ", " . $r['qnid'] .
. ", 'unanswered', NULL)")) {

                $_GLOBALS['message'] = "Failure while
preparing questions for you. Try again";

                $error = true;

            }

        }

        if ($error == true) {

//            executeQuery("rollback;");

        } else {

            $result = executeQuery("select
totalquestions,duration from test where testid=" . $_SESSION['testid'] .
";");

            $r = mysql_fetch_array($result);

```

```

        $_SESSION['tqn'] =
html special chars_decode($r['total questions'], ENT_QUOTES);

        $_SESSION['duration'] =
html special chars_decode($r['duration'], ENT_QUOTES);

        $result = executeQuery("select
DATE_FORMAT(starttime, '%Y-%m-%d %H:%i:%s') as startt, DATE_FORMAT(endtime, '%Y-
%m-%d %H:%i:%s') as endt from studenttest where testid=" .
$_SESSION['testid'] . " and stdid=" . $_SESSION['stdid'] . ";");

        $r = mysql_fetch_array($result);

        $_SESSION['starttime'] = $r['startt'];

        $_SESSION['endtime'] = $r['endt'];

        $_SESSION['qn'] = 1;

        header('Location: testconductor.php');

    }

}

}

} else {

    $display = true;

    $_GLOBALS['message'] = "You have entered an Invalid Test Code. Try
again. ";

}

} else {

    $display = true;

    $_GLOBALS['message'] = "Enter the Test Code First!";

}

} else if (isset($_REQUEST['testcode'])) {

    //test code preparation

```

```

        if ($r = mysql_fetch_array($result = executeQuery("select testid from
test where testname=' " . htmlspecialchars($_REQUEST['testcode'], ENT_QUOTES)
. "' ;"))) {

            $_SESSION['testname'] = $_REQUEST['testcode'];

            $_SESSION['testid'] = $r['testid'];

        }

    } else if (isset($_REQUEST['savem'])) {

        //updating the modified values

        if (empty($_REQUEST['cname']) || empty($_REQUEST['password']) ||
empty($_REQUEST['email'])) {

            $_GLOBALS['message'] = "Some of the required Fields are
Empty. Therefore Nothing is Updated";

        } else {

            $query = "update student set std_emi d=' " .
htmlspecialchars($_REQUEST['cname'], ENT_QUOTES) . "', stdpassword=ENCODE(' "
. htmlspecialchars($_REQUEST['password'], ENT_QUOTES) .
"', 'oespass'), email id=' " . htmlspecialchars($_REQUEST['email'], ENT_QUOTES) .
"', contactno=' " . htmlspecialchars($_REQUEST['contactno'], ENT_QUOTES) .
"', address=' " . htmlspecialchars($_REQUEST['address'], ENT_QUOTES) .
"', city=' " . htmlspecialchars($_REQUEST['city'], ENT_QUOTES) . "', pi ncode=' "
. htmlspecialchars($_REQUEST['pin'], ENT_QUOTES) . "' where stdi d=' " .
$_REQUEST['student'] . "' ;";

            if (!@executeQuery($query))

                $_GLOBALS['message'] = mysql_error();

            else

                $_GLOBALS['message'] = "Your Profile is Successfully Updated. ";

        }

        closedb();

    }

?>

```

5. viewresult.php

```
<?php
error_reporting(0);
session_start();
include_once 'oesdb.php';
if(!isset($_SESSION['std_emi d'])) {
    $_GLOBALS['message']="Session Timeout. Click here to <a
href=\"index.php\">Re-Login</a>";
}
else if(isset($_REQUEST['logout'])) {
    //Log out and redirect login page
    unset($_SESSION['std_emi d']);
    header('Location: index.php');
}
else if(isset($_REQUEST['back'])) {
    //redirect to View Result
    header('Location: viewresult.php');
}
else if(isset($_REQUEST['dashboard'])) {
    //redirect to dashboard

    header('Location: stdwelcome.php');

}
?>
```

6. editprofile.php

```
<?php
error_reporting(0);
session_start();
include_once 'oesdb.php';
/***** Step 1 *****/
if(!isset($_SESSION['std_email'])) {
    $_GLOBALS['message']="Session Timeout. Click here to <a
href=\"index.php\">Re-Login</a>";
}
else if(isset($_REQUEST['logout']))
{
    /***** Step 2 - Case 1 *****/
    //Log out and redirect login page
    unset($_SESSION['std_email']);
    header('Location: index.php');
}
else if(isset($_REQUEST['dashboard'])) {
    /***** Step 2 - Case 2 *****/
    //redirect to dashboard
    header('Location: stdwelcome.php');
} else if(isset($_REQUEST['savem']))
{
    /***** Step 2 - Case 3 *****/
    //updating the modified values
```

```

    if(empty($_REQUEST['cname']) || empty($_REQUEST['password']) || empty
($_REQUEST['email']))
    {
        $_GLOBALS['message']="Some of the required Fields are
Empty. Therefore Nothing is Updated";
    }
    else
    {
        $query="update student set
std_emi d=' ".html special chars($_REQUEST['cname'], ENT_QUOTES). "' ,
stdpassword=ENCODE(' ".html special chars($_REQUEST['password'], ENT_QUOTES). "' , '
oespass' ), email id=' ".html special chars($_REQUEST['email'], ENT_QUOTES). "' , conta
ctno=' ".html special chars($_REQUEST['contactno'], ENT_QUOTES). "' , address=' ".htm
l special chars($_REQUEST['address'], ENT_QUOTES). "' , ci ty=' ".html special chars($_
REQUEST['city'], ENT_QUOTES). "' , pi ncode=' ".html special chars($_REQUEST['pin'], E
NT_QUOTES). "' where stdi d=' ". $_REQUEST['student']. "'";

        if(!@executeQuery($query))

            $_GLOBALS['message']=mysql_error();

        else

            $_GLOBALS['message']="Your Profile is Successfully Updated.";
    }
    closedb();
}

```


Admin Section:

1.index.php

```
<?php
```

```
    error_reporting(0);
    session_start();
    include_once '../oesdb.php';

    /***** Step 2 *****/
    if(isset($_REQUEST['admsubmit']))
    {

        $result=executeQuery("select * from adminlogin where
admname='".htmlspecialchars($_REQUEST['name'], ENT_QUOTES)."' and
admpassword='".md5(htmlspecialchars($_REQUEST['password'], ENT_QUOTES))."'");

        // $result=mysql_query("select * from adminlogin where
admname='".htmlspecialchars($_REQUEST['name'])."' and
admpassword='".md5(htmlspecialchars($_REQUEST['password']))."'");
        if(mysql_num_rows($result)>0)
        {

            $r=mysql_fetch_array($result);

            if(strcmp($r['admpassword'], md5(htmlspecialchars($_REQUEST['password'], ENT_QUOTES)))==0)
            {

                $_SESSION['admname']=htmlspecialchars_decode($r['admname'], ENT_QUOTES);
                unset($_GLOBALS['message']);
                header('Location: admwelcome.php');
            }else
            {
                $_GLOBALS['message']="Check Your user name and Password.";
            }

        }
    }else
    {
```

```

        $_GLOBALS['message']="Check Your user name and Password.";
    }
    closedb();
}
?>

```

2.register.php

```

<?php
error_reporting(0);
session_start();
include_once '../oesdb.php';

if(isset($_SESSION['admmname']))
{
    /***** Step 1 : Case 1 *****/
    //Add the new user information in the database

    $result=executeQuery("select max(stdid) as std from student");
    $r=mysql_fetch_array($result);
    if(is_null($r['std']))
    $newstd=1;
    else
    $newstd=$r['std']+1;

    $result=executeQuery("select std_emi d as std from student where
std_emi d=' ".html special chars($_REQUEST['cname'], ENT_QUOTES). "' ;");

    // $_GLOBALS['message']=$newstd;

    if(empty($_REQUEST['cname'])||empty($_REQUEST['password'])||empty
($_REQUEST['email']))

```

```

{
    $_GLOBALS['message']="Some of the required Fields are Empty";
}else if(mysql_num_rows($result)>0)
{
    $_GLOBALS['message']="Sorry the Employee ID is Not Available Try with
Some Other name.";
}
else
{
    $query="insert into student
values($newstd, ' ".html special chars($_REQUEST['cname'], ENT_QUOTES). "' , ENCODE('
".html special chars($_REQUEST['password'], ENT_QUOTES). "' , 'oespass'), ' ".html spe
cial chars($_REQUEST['name'], ENT_QUOTES). "' , ' ".html special chars($_REQUEST['ema
il'], ENT_QUOTES). "' , ' ".html special chars($_REQUEST['contactno'], ENT_QUOTES). "'
, ' ".html special chars($_REQUEST['address'], ENT_QUOTES). "' , ' ".html special chars(
$_REQUEST['city'], ENT_QUOTES). "' , ' ".html special chars($_REQUEST['pin'], ENT_QUO
TES). "' )";

    if(!@executeQuery($query))
        $_GLOBALS['message']=mysql_error();

    else
    {
        //$success=true;

        $_GLOBALS['message']="A account is created successfully Employee id :
".html special chars($_REQUEST['cname'], ENT_QUOTES). " Name :
".html special chars($_REQUEST['name'], ENT_QUOTES). ". ";

        //header('Location: register.php');
    }
}

closedb();

```

```
}  
?>
```

3.usermng.php

```
<?php  
error_reporting(0);  
session_start();  
include_once '../oesdb.php';  
  
/* * ***** Step 1 ***** */  
if (!isset($_SESSION['admmname'])) {  
    $_GLOBALS['message'] = "Session Timeout. Click here to <a  
href=\"index.php\">Re-Login</a>";  
} else if (isset($_REQUEST['logout'])) {  
    /****** Step 2 - Case 1 ***** */  
    //Log out and redirect login page  
    unset($_SESSION['admmname']);  
    header('Location: index.php');  
} else if (isset($_REQUEST['dashboard'])) {  
    /****** Step 2 - Case 2 ***** */  
    //redirect to dashboard  
  
    header('Location: admwelcome.php');  
} else if (isset($_REQUEST['tcmng'])) {  
    /****** Step 2 - Case 2 ***** */
```

```

//redirect to dashboard

//header(' Location: tcmng. php' );
} else if (isset($_REQUEST['delete'])) {
    /***** Step 2 - Case 3 *****/
    //deleting the selected users
    unset($_REQUEST['delete']);
    $hasvar = false;
    foreach ($_REQUEST as $variable) {
        if (is_numeric($variable)) { //it is because, some session values are
also passed with request
            $hasvar = true;

            if (!@executeQuery("delete from student where stdid=$variable"))
            {
                if (mysql_errno () == 1451) //Children are dependent value
                    $_GLOBALS['message'] = "Too Prevent accidental deletions,
system will not allow propagated deletions.<br/><b>Help:</b> If you still
want to delete this user, then first manually delete all the records that are
associated with this user.";
                else
                    $_GLOBALS['message'] = mysql_errno();
            }
        }
    }

    if (!isset($_GLOBALS['message']) && $hasvar == true)
        $_GLOBALS['message'] = "Selected User/s are successfully Deleted";
    else if (!$hasvar) {

```

```

        $_GLOBALS['message'] = "First Select the users to be Deleted.";
    }
} else if (isset($_REQUEST['savem'])) {
    /***** Step 2 - Case 4 *****/
    //updating the modified values
    if (empty($_REQUEST['cname']) || empty($_REQUEST['password']) ||
empty($_REQUEST['email'])) {
        $_GLOBALS['message'] = "Some of the required Fields are
Empty. Therefore Nothing is Updated";
    } else {
        $query = "update student set std_emi d= " .
html special chars($_REQUEST['cname'], ENT_QUOTES) . "' , stdpassword=ENCODE(' "
. html special chars($_REQUEST['password']) . "' , 'oespass'), name= ' " .
html special chars($_REQUEST['name'], ENT_QUOTES) . "' , email id= ' " .
html special chars($_REQUEST['email'], ENT_QUOTES) . "' , contactno= ' " .
html special chars($_REQUEST['contactno'], ENT_QUOTES) . "' , address= ' " .
html special chars($_REQUEST['address'], ENT_QUOTES) . "' , ci ty= ' " .
html special chars($_REQUEST['ci ty'], ENT_QUOTES) . "' , pi ncode= ' " .
html special chars($_REQUEST['pi n'], ENT_QUOTES) . "' where stdi d= ' " .
html special chars($_REQUEST['student'], ENT_QUOTES) . "' ;";
        if (!@executeQuery($query))
            $_GLOBALS['message'] = mysql_error();
        else
            $_GLOBALS['message'] = "User Information is Successfully
Updated. ";
    }
    closedb();
}
else if (isset($_REQUEST['savea'])) {
    /***** Step 2 - Case 5 *****/
    //Add the new user information in the database

```

```

$result = executeQuery("select max(stdid) as std from student");

$r = mysql_fetch_array($result);

if (is_null($r['std']))

    $newstd = 1;

else

    $newstd=$r['std'] + 1;

$result = executeQuery("select std_emi d as std from student where
std_emi d=' " . htmlspecialchars($_REQUEST['cname'], ENT_QUOTES) . "';");

if (empty($_REQUEST['cname']) || empty($_REQUEST['password']) ||
empty($_REQUEST['email'])) {

    $_GLOBALS['message'] = "Some of the required Fields are Empty";

} else if (mysql_num_rows($result) > 0) {

    $_GLOBALS['message'] = "Sorry User Already Exists.";

} else {

    $query = "insert into student values($newstd,' " .
htmlspecialchars($_REQUEST['cname'], ENT_QUOTES) . "', ENCODE(' " .
htmlspecialchars($_REQUEST['password'], ENT_QUOTES) . "', 'oespass'),' " .
htmlspecialchars($_REQUEST['name'], ENT_QUOTES) . "', ' " .
htmlspecialchars($_REQUEST['email'], ENT_QUOTES) . "', ' " .
htmlspecialchars($_REQUEST['contactno'], ENT_QUOTES) . "', ' " .
htmlspecialchars($_REQUEST['address'], ENT_QUOTES) . "', ' " .
htmlspecialchars($_REQUEST['city'], ENT_QUOTES) . "', ' " .
htmlspecialchars($_REQUEST['pin'], ENT_QUOTES) . "')";

    if (!@executeQuery($query)) {

        if (mysql_errno () == 1062) //duplicate value

            $_GLOBALS['message'] = "Given User Name violates some
constraints, please try with some other name.";
    }
}

```

```

        else

            $_GLOBALS['message'] = mysql_error();

        }

        else

            $_GLOBALS['message']="A account is created successfully Employee
id : ".html special chars($_REQUEST['cname'], ENT_QUOTES). " Name :
".html special chars($_REQUEST['name'], ENT_QUOTES). ". ";

        }

        closedb();

    }

?>

```

4.submng.php

```

<?php

error_reporting(0);

session_start();

include_once '../oesdb.php';

/* * ***** Step 1 ***** */

if (!isset($_SESSION['admmname'])) {

    $_GLOBALS['message'] = "Session Timeout. Click here to <a
href=\"index.php\">Re-LogIn</a>";

} else if (isset($_REQUEST['logout'])) {

    /* * ***** Step 2 - Case 1 ***** */

    //Log out and redirect login page

    unset($_SESSION['admmname']);

    header('Location: index.php');

```



```

} else if (isset($_REQUEST['dashboard'])) {
    /*      * ***** Step 2 - Case 2 ***** */
    //redirect to dashboard
    header('Location: admwelcome.php');
} else if (isset($_REQUEST['delete'])) {
    /*      * ***** Step 2 - Case 3 ***** */
    //deleting the selected Subjects
    unset($_REQUEST['delete']);
    $hasvar = false;
    foreach ($_REQUEST as $variable) {
        if (is_numeric($variable)) { //it is because, some session values are
also passed with request
            $hasvar = true;

            if (!@executeQuery("delete from subject where subid=$variable"))
            {
                if (mysql_errno () == 1451) //Children are dependent value
                    $_GLOBALS['message'] = "Too Prevent accidental deletions,
system will not allow propagated deletions.<br/><b>Help:</b> If you still
want to delete this subject, then first delete the tests that are
conducted/dependent on this subject.";
                else
                    $_GLOBALS['message'] = mysql_errno();
            }
        }
    }
    if (!isset($_GLOBALS['message']) && $hasvar == true)
        $_GLOBALS['message'] = "Selected Subject/s are successfully Deleted";
}

```

```

else if (!$hasvar) {
    $_GLOBALS['message'] = "First Select the subject/s to be Deleted.";
}
} else if (isset($_REQUEST['savem'])) {
    /*      * ***** Step 2 - Case 4 ***** */
    //updating the modified values
    if (empty($_REQUEST['subname']) || empty($_REQUEST['subdesc'])) {
        $_GLOBALS['message'] = "Some of the required Fields are
Empty. Therefore Nothing is Updated";
    } else {
        $query = "update subject set subname=' " .
html special chars($_REQUEST['subname'], ENT_QUOTES) . "', subdesc=' " .
html special chars($_REQUEST['subdesc'], ENT_QUOTES) . "' where subid=" .
$_REQUEST['subject'] . " ";
        if (!@executeQuery($query))
            $_GLOBALS['message'] = mysql_error();
        else
            $_GLOBALS['message'] = "Subject Information is Successfully
Updated. ";
    }
    closedb();
}
else if (isset($_REQUEST['savea'])) {
    /*      * ***** Step 2 - Case ***** */
    //Add the new Subject information in the database
    $result = executeQuery("select max(subid) as sub from subject");
    $r = mysql_fetch_array($result);
    if (is_null($r['sub']))

```

```

        $newstd = 1;
else
        $newstd=$r['sub' ] + 1;

$result = executeQuery("select subname as sub from subject where
subname=' " . html special chars($_REQUEST['subname' ], ENT_QUOTES) . "'");

// $_GLOBALS['message' ]=$newstd;

if (empty($_REQUEST['subname' ]) || empty($_REQUEST['subdesc' ])) {
        $_GLOBALS['message' ] = "Some of the required Fields are Empty";
} else if (mysql_num_rows($result) > 0) {
        $_GLOBALS['message' ] = "Sorry Subject Already Exists.";
} else {

        $query = "insert into subject values($newstd,' " .
html special chars($_REQUEST['subname' ], ENT_QUOTES) . "', ' " .
html special chars($_REQUEST['subdesc' ], ENT_QUOTES) . "', NULL)";

        if (!@executeQuery($query)) {

                if (mysql_errno () == 1062) //duplicate value

                        $_GLOBALS['message' ] = "Given Subject Name violates some
constraints, please try with some other name.";

                else

                        $_GLOBALS['message' ] = mysql_error();

        }

        else

                $_GLOBALS['message' ] = "Successfully New Subject is Created.";

}

closedb();
}
?>

```

5. testmng.php

```
<?php
error_reporting(0);

session_start();

include_once '../oesdb.php';

/* * ***** Step 1 ***** */

if (!isset($_SESSION['admmname'])) {

    $_GLOBALS['message'] = "Session Timeout. Click here to <a
href=\"index.php\">Re-Login</a>";

} else if (isset($_REQUEST['logout'])) {

    /*      * ***** Step 2 - Case 1***** */

    //Log out and redirect login page

    unset($_SESSION['admmname']);

    header('Location: index.php');

} else if (isset($_REQUEST['dashboard'])) {

    /*      * ***** Step 2 - Case 2 ***** */

    //redirect to dashboard

    header('Location: admwelcome.php');

} else if (isset($_REQUEST['delete'])) {

    /* * ***** Step 2 - Case 3 ***** */

    //deleting the selected Tests

    unset($_REQUEST['delete']);

    $hasvar = false;

    foreach ($_REQUEST as $variable) {

        if (is_numeric($variable)) { //it is because, some session values are
also passed with request
```

```

$hasvar = true;

if (!@executeQuery("delete from test where testid=$variable")) {
    if (mysql_errno () == 1451) //Children are dependent value
        $_GLOBALS['message'] = "Too Prevent accidental deletions,
system will not allow propagated deletions.<br/><b>Help:</b> If you still
want to delete this test, then first delete the questions that are associated
with it.";
    else
        $_GLOBALS['message'] = mysql_errno();
}
}

if (!isset($_GLOBALS['message']) && $hasvar == true)
    $_GLOBALS['message'] = "Selected Tests are successfully Deleted";
else if (!$hasvar) {
    $_GLOBALS['message'] = "First Select the Tests to be Deleted.";
}
} else if (isset($_REQUEST['savem'])) {
    /* ***** Step 2 - Case 4 ***** */
    //updating the modified values
    $fromtime = $_REQUEST['testfrom'] . " " . date("H:i:s");
    $totime = $_REQUEST['testto'] . " 23:59:59";
    $_GLOBALS['message'] = strtotime($totime) . " " . strtotime($fromtime) .
" " . time();

    if (strtotime($fromtime) > strtotime($totime) || strtotime($totime) <
time())

```

```
$_GLOBALS['message'] = "Start date of test is less than end date or  
last date of test is less than today's date.<br/>Therefore Nothing is  
Updated";
```

```
else if (empty($_REQUEST['testname']) || empty($_REQUEST['testdesc']) ||  
empty($_REQUEST['totalqn']) || empty($_REQUEST['duration']) ||  
empty($_REQUEST['testfrom']) || empty($_REQUEST['testto']) ||  
empty($_REQUEST['testcode'])) {
```

```
$_GLOBALS['message'] = "Some of the required Fields are  
Empty. Therefore Nothing is Updated";
```

```
} else {
```

```
$query = "update test set testname='"  
html special chars($_REQUEST['testname'], ENT_QUOTES) . "', testdesc='"  
html special chars($_REQUEST['testdesc'], ENT_QUOTES) . "', subid=" "  
html special chars($_REQUEST['subject'], ENT_QUOTES) . ", testfrom=" "  
$fromtime . "', testto=" "  
$totime . "', duration=" "  
html special chars($_REQUEST['duration'], ENT_QUOTES) . ", totalquestions=" "  
html special chars($_REQUEST['totalqn'], ENT_QUOTES) . ", testcode=ENCODE(' "  
html special chars($_REQUEST['testcode'], ENT_QUOTES) . "', 'oespass') where  
testid=" . $_REQUEST['testid'] . "';";
```

```
if (!@executeQuery($query))
```

```
$_GLOBALS['message'] = mysql_error();
```

```
else
```

```
$_GLOBALS['message'] = "Test Information is Successfully  
Updated. ";
```

```
}
```

```
closedb();
```

```
}
```

```
else if (isset($_REQUEST['save'])) {
```

```
/****** Step 2 - Case 5 *****/
```

```
//Add the new Test information in the database
```

```
$noerror = true;
```

```
$fromtime = $_REQUEST['testfrom'] . " " . date("H:i:s");
```

```

$stime = $_REQUEST['testto'] . " 23:59:59";

if (strtotime($fromtime) > strtotime($stime) || strtotime($fromtime) <
(time() - 3600)) {

    $noerror = false;

    $_GLOBALS['message'] = "Start date of test is either less than
today's date or greater than last date of test.";

} else if ((strtotime($stime) - strtotime($fromtime)) <= 3600 * 24) {

    $noerror = true;

    $_GLOBALS['message'] = "Note:<br/>The test is valid upto " .
date(DATE_RFC850, strtotime($stime));

}

//$_GLOBALS['message']="time".date_format($first, DATE_ATOM)."<br/>time
".date_format($second, DATE_ATOM);

$result = executeQuery("select max(testid) as tst from test");

$r = mysql_fetch_array($result);

if (is_null($r['tst']))

    $newstd = 1;

else

    $newstd=$r['tst'] + 1;

// $_GLOBALS['message']=$newstd;

if (strcmp($_REQUEST['subject'], "<Choose the Subject>") == 0 ||
empty($_REQUEST['testname']) || empty($_REQUEST['testdesc']) ||
empty($_REQUEST['totalqn']) || empty($_REQUEST['duration']) ||
empty($_REQUEST['testfrom']) || empty($_REQUEST['testto']) ||
empty($_REQUEST['testcode'])) {

    $_GLOBALS['message'] = "Some of the required Fields are Empty";

```

```

} else if ($noerror) {

    $query = "insert into test values($newstd,'" .
html special chars($_REQUEST['testname'], ENT_QUOTES) . "','" .
html special chars($_REQUEST['testdesc'], ENT_QUOTES) . "', (select
curDate()), (select curTime()), " . html special chars($_REQUEST['subject'],
ENT_QUOTES) . "','" . $fromtime . "','" . $totime . "','" .
html special chars($_REQUEST['duration'], ENT_QUOTES) . "','" .
html special chars($_REQUEST['totalqn'], ENT_QUOTES) . ", 0, ENCODE('" .
html special chars($_REQUEST['testcode'], ENT_QUOTES) . "','" oespass'), NULL)";

    if (!@executeQuery($query)) {

        if (mysql_errno () == 1062) //duplicate value

            $_GLOBALS['message'] = "Given Test Name violates some
constraints, please try with some other name.";

        else

            $_GLOBALS['message'] = mysql_error();

    }

    else

        $_GLOBALS['message'] = $_GLOBALS['message'] . "<br/>Successfully
New Test is Created.";

    }

    closedb();

}

else if (isset($_REQUEST['manageqn'])) {

    /***** Step 2 - Case 6 *****/

    //Store the Test identity in session variables and redirect to prepare
question section.

    //$tempa=explode(" ", $_REQUEST['testqn']);

    // $testname=substr($_REQUEST['manageqn'], 0, -10);

    $testname = $_REQUEST['manageqn'];

```



```
$result = executeQuery("select testid from test where testname=' " .  
html special chars($testname, ENT_QUOTES) . "'");
```

```
if ($r = mysql_fetch_array($result)) {  
    $_SESSION['testname'] = $testname;  
    $_SESSION['testqn'] = $r['testid'];  
    // $_GLOBALS['message']=$_SESSION['testname'];  
    header('Location: prepqn.php');  
}  
}
```

```
else if (isset($_REQUEST['manageus'])) {  
    /***** Step 2 - Case 6 *****/  
    //Store the Test identity in session variables and redirect to prepare  
    question section.
```

```
    // $tempa=explode(" ", $_REQUEST['testqn']);  
    // $testname=substr($_REQUEST['manageqn'], 0, -10);  
    $testname = $_REQUEST['manageus'];  
    $result = executeQuery("select testid from test where testname=' " .  
html special chars($testname, ENT_QUOTES) . "'");
```

```
if ($r = mysql_fetch_array($result)) {  
    $_SESSION['testname'] = $testname;  
    $_SESSION['testqn'] = $r['testid'];  
    // $_GLOBALS['message']=$_SESSION['testname'];  
    header('Location: manage_user.php?testid=' . $r['testid'] . '');
```

```
    }  
}  
  
?>
```

6.prepqn.php

```
<?php  
  
error_reporting(0);  
  
session_start();  
  
include_once '../oesdb.php';  
  
/* * * * Step 1 * * * * * */  
  
if (!isset($_SESSION['admmname']) || !isset($_SESSION['testqn'])) {  
    $_GLOBALS['message'] = "Session Timeout. Click here to <a  
href=\"index.php\">Re-Login</a>";  
} else if (isset($_REQUEST['logout'])) {  
    /* * * * * * Step 2 - Case 1 * * * * * */  
  
    //Log out and redirect login page  
  
    unset($_SESSION['admmname']);  
  
    header('Location: index.php');  
} else if (isset($_REQUEST['managetests'])) {  
    /* * * * * * Step 2 - Case 2 * * * * * */  
  
    //redirect to Manage Tests Section  
  
    header('Location: testmng.php');  
} else if (isset($_REQUEST['delete'])) {
```

```

/***** Step 2 - Case 3 *****/

//deleting the selected Questions

unset($_REQUEST['delete']);

$hasvar = false;

$count = 1;

foreach ($_REQUEST as $variable) {

    if (is_numeric($variable)) { //it is because, some session values are
also passed with request

        $hasvar = true;

        if (!@executeQuery("delete from question where testid=" .
$_SESSION['testqn'] . " and qnid=" . htmlspecialchars($variable)))

            $_GLOBALS['message'] = mysql_error();

        }

    }

//reordering questions

$result = executeQuery("select qnid from question where testid=" .
$_SESSION['testqn'] . " order by qnid;");

while ($r = mysql_fetch_array($result))

    if (!@executeQuery("update question set qnid=" . ($count++) . " where
testid=" . $_SESSION['testqn'] . " and qnid=" . $r['qnid'] . ";"))

        $_GLOBALS['message'] = mysql_error();

//

if (!isset($_GLOBALS['message']) && $hasvar == true)

    $_GLOBALS['message'] = "Selected Questions are successfully Deleted";

else if (!$hasvar) {

```

```

        $_GLOBALS['message'] = "First Select the Questions to be Deleted.";
    }
} else if (isset($_REQUEST['savem'])) {
    /****** Step 2 - Case 4 *****/

    //updating the modified values

    // $_GLOBALS['message']=$newstd;

    if (strcmp($_REQUEST['correctans'], "<Choose the Correct Answer>") == 0
    || empty($_REQUEST['question']) || empty($_REQUEST['optiona']) ||
    empty($_REQUEST['optionb']) || empty($_REQUEST['optionc']) ||
    empty($_REQUEST['optiond']) || empty($_REQUEST['marks'])) {

        $_GLOBALS['message'] = "Some of the required Fields are Empty";

    } else if (strcasecmp($_REQUEST['optiona'], $_REQUEST['optionb']) == 0 ||
    strcmp($_REQUEST['optiona'], $_REQUEST['optionc']) == 0 ||
    strcmp($_REQUEST['optiona'], $_REQUEST['optiond']) == 0 ||
    strcmp($_REQUEST['optionb'], $_REQUEST['optionc']) == 0 ||
    strcmp($_REQUEST['optionb'], $_REQUEST['optiond']) == 0 ||
    strcmp($_REQUEST['optionc'], $_REQUEST['optiond']) == 0) {

        $_GLOBALS['message'] = "Two or more options are representing same
answers. Verify Once again";

    } else {

        $query = "update question set question=' " .
    htmlspecialchars($_REQUEST['question'], ENT_QUOTES) . "', optiona=' " .
    htmlspecialchars($_REQUEST['optiona'], ENT_QUOTES) . "', optionb=' " .
    htmlspecialchars($_REQUEST['optionb'], ENT_QUOTES) . "', optionc=' " .
    htmlspecialchars($_REQUEST['optionc'], ENT_QUOTES) . "', optiond=' " .
    htmlspecialchars($_REQUEST['optiond'], ENT_QUOTES) . "', correctanswer=' " .
    htmlspecialchars($_REQUEST['correctans'], ENT_QUOTES) . "', marks=" .
    htmlspecialchars($_REQUEST['marks'], ENT_QUOTES) . " where testid=" .
    $_SESSION['testqn'] . " and qnid=" . $_REQUEST['qnid'] . " ";

        if (!@executeQuery($query))

            $_GLOBALS['message'] = mysql_error();

        else

            $_GLOBALS['message'] = "Question is updated Successfully.";
    }
}

```

```

    }

    closedb();
}

else if (isset($_REQUEST['savea'])) {
    /***** Step 2 - Case 5 *****/

    //Add the new Question

    $cancel = false;

    $result = executeQuery("select max(qnid) as qn from question where
testid=" . $_SESSION['testqn'] . " ");

    $r = mysql_fetch_array($result);

    if (is_null($r['qn']))

        $newstd = 1;

    else

        $newstd=$r['qn'] + 1;

    $result = executeQuery("select count(*) as q from question where testid="
. $_SESSION['testqn'] . " ");

    $r2 = mysql_fetch_array($result);

    $result = executeQuery("select totalquestions from test where testid=" .
$_SESSION['testqn'] . " ");

    $r1 = mysql_fetch_array($result);

    if (!is_null($r2['q']) && (int)
htmlspecialchars_decode($r1['totalquestions'], ENT_QUOTES) == (int) $r2['q'])
{

        $cancel = true;

```

```
    $_GLOBALS['message'] = "Already you have created all the Questions  
for this Test. <br /><b>Help:</b> If you still want to add some more questions  
then edit the test settings(option:Total Questions).";
```

```
    }
```

```
else
```

```
    $cancel=false;
```

```
    $result = executeQuery("select * from question where testid=" .  
$_SESSION['testqn'] . " and question=" .  
html special chars($_REQUEST['question'], ENT_QUOTES) . "';");
```

```
    if (!$cancel && $r1 = mysql_fetch_array($result)) {
```

```
        $cancel = true;
```

```
        $_GLOBALS['message'] = "Sorry, You trying to enter same question for  
Same test";
```

```
    } else if (!$cancel)
```

```
        $cancel = false;
```

```
    // $_GLOBALS['message']=$newstd;
```

```
    if (strcmp($_REQUEST['correctans'], "<Choose the Correct Answer>") == 0  
|| empty($_REQUEST['question']) || empty($_REQUEST['optiona']) ||  
empty($_REQUEST['optionb']) || empty($_REQUEST['optionc']) ||  
empty($_REQUEST['optiond']) || empty($_REQUEST['marks'])) {
```

```
        $_GLOBALS['message'] = "Some of the required Fields are Empty";
```

```
    } else if (strcasecmp($_REQUEST['optiona'], $_REQUEST['optionb']) == 0 ||  
strcasecmp($_REQUEST['optiona'], $_REQUEST['optionc']) == 0 ||  
strcasecmp($_REQUEST['optiona'], $_REQUEST['optiond']) == 0 ||  
strcasecmp($_REQUEST['optionb'], $_REQUEST['optionc']) == 0 ||  
strcasecmp($_REQUEST['optionb'], $_REQUEST['optiond']) == 0 ||  
strcasecmp($_REQUEST['optionc'], $_REQUEST['optiond']) == 0) {
```

```
        $_GLOBALS['message'] = "Two or more options are representing same  
answers. Verify Once again";
```

```
    } else if (!$cancel) {
```

```

        $query = "insert into question values(" . $_SESSION['testqn'] .
", $newstd, " . htmlspecialchars($_REQUEST['question'], ENT_QUOTES) . ", ' " .
htmlspecialchars($_REQUEST['optiona'], ENT_QUOTES) . ", ' " .
htmlspecialchars($_REQUEST['optionb'], ENT_QUOTES) . ", ' " .
htmlspecialchars($_REQUEST['optionc'], ENT_QUOTES) . ", ' " .
htmlspecialchars($_REQUEST['optiond'], ENT_QUOTES) . ", ' " .
htmlspecialchars($_REQUEST['correctans'], ENT_QUOTES) . ", " .
htmlspecialchars($_REQUEST['marks'], ENT_QUOTES) . ")";

        if (!@executeQuery($query))

            $_GLOBALS['message'] = mysql_error();

        else

            $_GLOBALS['message'] = "Successfully New Question is Created.";

    }

    closedb();

}

?>

```

7. manage_user.php

```

<?php

//echo $testid = $_POST['testid'];

@$testid = @$_REQUEST['testid'];

//echo $testid;

error_reporting(0);

session_start();

include_once '../oesdb.php';

/* ***** Step 1 ***** */

if (!isset($_SESSION['admmname'])) {

```

```

    $_GLOBALS['message'] = "Session Timeout. Click here to <a
href=\"index.php\">Re-Login</a>";
} else if (isset($_REQUEST['logout'])) {
    /***** Step 2 - Case 1 *****/
    //Log out and redirect login page
    unset($_SESSION['admmname']);
    header('Location: index.php');
} else if (isset($_REQUEST['dashboard'])) {
    /***** Step 2 - Case 2 *****/
    //redirect to dashboard

    header('Location: admwelcome.php');
} else if (isset($_REQUEST['tcmng'])) {
    /***** Step 2 - Case 2 *****/
    //redirect to dashboard

    // header('Location: tcmng.php');
} else if (isset($_REQUEST['add_user'])) {
    /* *****/
    //Adding the selected users to specific subject

    // unset($_REQUEST['add_user']);

    $shasvar = false;
    foreach ($_REQUEST['mul_chk'] as $variable) {
        //echo $stestid;

```



```
    if (is_numeric($variable)) { //it is because, some sessin values are
also passed with request
```

```
        $hasvar = true;
```

```
        if (!@executeQuery("insert into studentsubject(std_emi d, testid)
values (' $variable', $testid)")) {
```

```
            if (mysql_errno () == 1451) //Children are dependent value
```

```
                $_GLOBALS['message'] = "Too Prevent accidental deletions,
system will not allow propagated deletions. <br/><b>Help:</b> If you still
want to delete this user, then first manually delete all the records that are
associated with this user. ";
```

```
            else
```

```
                $_GLOBALS['message'] = mysql_errno();
```

```
        }
```

```
    }
```

```
}
```

```
if (!isset($_GLOBALS['message']) && $hasvar == true)
```

```
    $_GLOBALS['message'] = "Selected User/s are successfully Added to the
Subject";
```

```
else if (!$hasvar) {
```

```
    $_GLOBALS['message'] = "Something Wrong in the Selection";
```

```
}
```

```
} else if (isset($_REQUEST['savem'])) {
```

```
    /***** Step 2 - Case 4 *****/
```

```
    //updating the modified values
```

```

    if (empty($_REQUEST['cname']) || empty($_REQUEST['password']) ||
empty($_REQUEST['email'])) {

        $_GLOBALS['message'] = "Some of the required Fields are
Empty. Therefore Nothing is Updated";

    } else {

        $query = "update student set std_emid=" .
html special chars($_REQUEST['cname'], ENT_QUOTES) . "', stdpassword=ENCODE(' "
. html special chars($_REQUEST['password'], ENT_QUOTES) . "', 'oespass'), name=" .
html special chars($_REQUEST['name'], ENT_QUOTES) . "', emailid=" .
html special chars($_REQUEST['email'], ENT_QUOTES) . "', contactno=" .
html special chars($_REQUEST['contactno'], ENT_QUOTES) . "', address=" .
html special chars($_REQUEST['address'], ENT_QUOTES) . "', city=" .
html special chars($_REQUEST['city'], ENT_QUOTES) . "', pincode=" .
html special chars($_REQUEST['pin'], ENT_QUOTES) . "' where stdid=" .
html special chars($_REQUEST['student'], ENT_QUOTES) . "';";

        if (!@executeQuery($query))

            $_GLOBALS['message'] = mysql_error();

        else

            $_GLOBALS['message'] = "User Information is Successfully
Updated. ";

    }

    closedb();
}

else if (isset($_REQUEST['save'])) {

    /****** Step 2 - Case 5 *****/

    //Add the new user information in the database

    $result = executeQuery("select max(stdid) as std from student");

    $r = mysql_fetch_array($result);

    if (is_null($r['std']))

        $newstd = 1;

    else

```

```

$newstd=$r['std'] + 1;

$result = executeQuery("select std_emi d as std from student where
std_emi d=' " . htmlspecialchars($_REQUEST['cname'], ENT_QUOTES) . "';");

if (empty($_REQUEST['cname']) || empty($_REQUEST['password']) ||
empty($_REQUEST['email'])) {

    $_GLOBALS['message'] = "Some of the required Fields are Empty";

} else if (mysql_num_rows($result) > 0) {

    $_GLOBALS['message'] = "Sorry User Already Exists.";

} else {

    $query = "insert into student values($newstd,' " .
htmlspecialchars($_REQUEST['cname'], ENT_QUOTES) . "', ENCODE(' " .
htmlspecialchars($_REQUEST['password'], ENT_QUOTES) . "', 'oespass'),' " .
htmlspecialchars($_REQUEST['name'], ENT_QUOTES) . "', ' " .
htmlspecialchars($_REQUEST['email'], ENT_QUOTES) . "', ' " .
htmlspecialchars($_REQUEST['contactno'], ENT_QUOTES) . "', ' " .
htmlspecialchars($_REQUEST['address'], ENT_QUOTES) . "', ' " .
htmlspecialchars($_REQUEST['city'], ENT_QUOTES) . "', ' " .
htmlspecialchars($_REQUEST['pin'], ENT_QUOTES) . "')";

    if (!@executeQuery($query)) {

        if (mysql_errno () == 1062) //duplicate value

            $_GLOBALS['message'] = "Given User Name violates some
constraints, please try with some other name.";

        else

            $_GLOBALS['message'] = mysql_error();

    }

    else

```

```

        $_GLOBALS['message']="A account is created successfully Employee
id : ".html special chars($_REQUEST['cname'], ENT_QUOTES). " Name :
".html special chars($_REQUEST['name'], ENT_QUOTES). ". ";

    }

    closedb();
}
?>

```

8. rsltmng.php

```

<?php
@ $testid = $_REQUEST['testid'];

function obtainmarks($stdid, $testid) {

    $sql="

    select sum(q.marks) as om from studentquestion as sq,
    question as q where sq.testid=q.testid and sq.qnid=q.qnid and
    sq.answered='answered' and sq.stdanswer=q.correctanswer and
    sq.stdid=$stdid and sq.testid=$testid

    ";

    $query=mysql_query($sql);

    $result=mysql_fetch_array($query);

    if($result['om']>0){

        return $result['om'];
    }
}

```

```
    }  
    else{  
        return 0;  
    }  
    //return $sql;  
}
```

```
?>
```

```
<?php
```

```
error_reporting(0);  
session_start();  
include_once '../oesdb.php';  
/***** Step 1 *****/  
if(!isset($_SESSION['admmname'])) {  
    $_GLOBALS['message']="Session Timeout. Click here to <a  
href=\"index.php\">Re-Login</a>";  
}  
else if(isset($_REQUEST['logout'])) {  
    /***** Step 2 - Case 1 *****/  
    //Log out and redirect login page  
    unset($_SESSION['admmname']);  
    header('Location: index.php');
```

```
}  
  
else if(isset($_REQUEST[' dashboard' ])) {  
  
/***** Step 2 - Case 2 *****/  
  
//redirect to dashboard  
  
header(' Location: admwelcome.php');  
  
}  
  
else if(isset($_REQUEST[' back' ])) {  
  
/***** Step 2 - Case 3s *****/  
  
//redirect to Result Management  
  
header(' Location: rsltmng.php');  
  
}
```

?>

References

- [1]. <https://www.techopedia.com/definition/23898/web-programming>
- [2]. https://en.wikipedia.org/wiki/Windows_7
- [3]. <https://support.microsoft.com/en-us/help/10737/windows-7-system-requirements>
- [4]. <http://www.vandelaydesign.com/advantages-of-php/>
- [5]. <http://searchenterpriselinux.techtarget.com/definition/MySQL>
- [6]. Learning PHP 7 High Performance -By AltafHussain